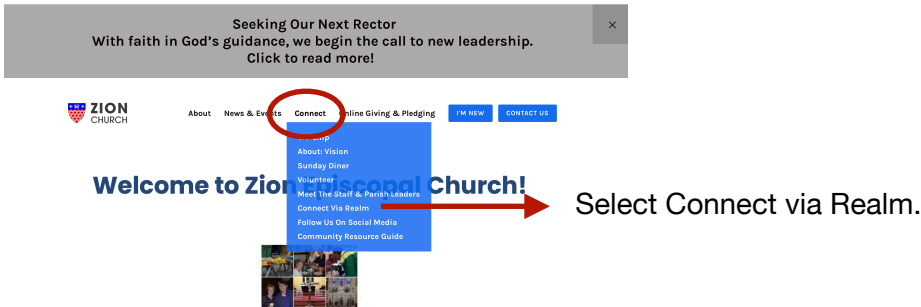
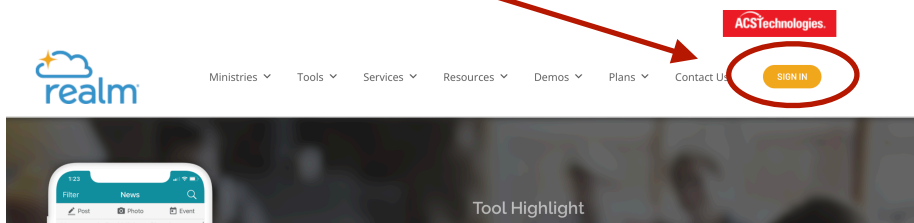


INSTRUCTIONS TO ACCESS REALM

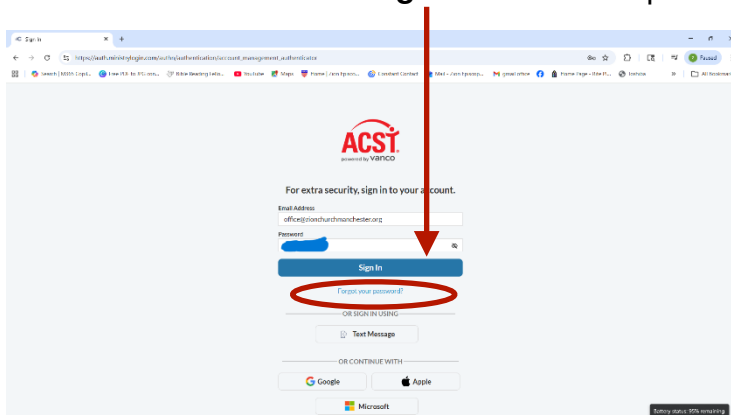
1. Connect to Realm (via Zion website):



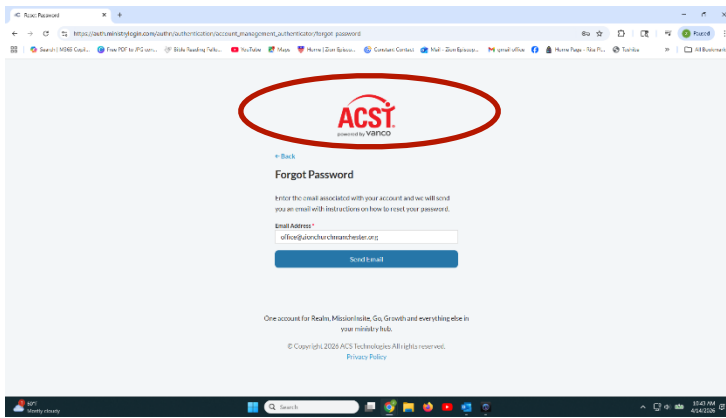
2. Sign into Realm



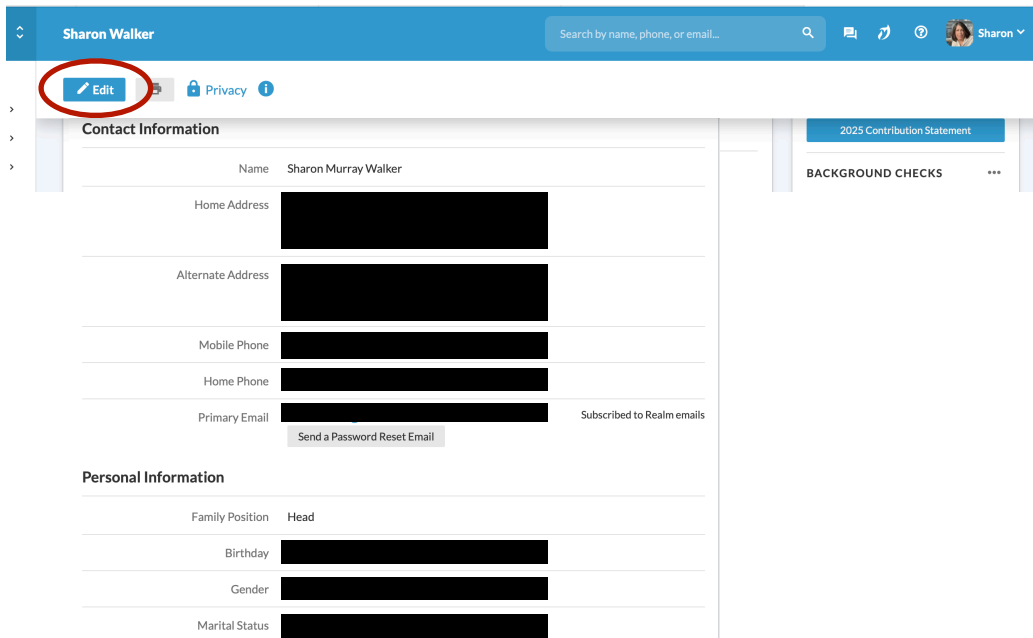
3. If this your first time accessing Realm, or you don't remember your password, **no worries!** Click on the blue "**Forgot Password**" option on the sign in page.



4. **Enter your email address** in the correct box and click "**Send Email**" to have instructions on how to reset your password delivered to your email account. All you have to do is follow the instructions and link they send to you. You can also choose an option where you can use your phone number to sign in instead of having to remember a password.



5. Once you are signed into Realm:
 - **Check your profile: phone, email, address, birthday (birth year not required!).**
 - **Please add/update your household info**



6. **What you can do in Realm**
 - Update your contact info anytime
 - View our church directory (Zion's own **"white pages"**)

Security note (because we care about that)

Realm is **secure and private**, and access is customizable—you control what others can see.

Need a hand logging in or finding your profile? We'll happily help—reach out to **Dawn Castiglia**, Parish Administrator by calling or emailing the office (802-362-1987), or grab **Sharon Walker** during coffee hour and she'll give you a quick tutorial.