

Welcome

While at the collection site, please practice social distancing and wear a mask except when providing saliva. The Shield T3 test is non-invasive and shouldn't take more than 3 minutes. Follow the guidelines below and any instructions you receive from site staff.



ShieldT3
Health
TARGET • TEST • TELL

Prep



Do not eat, drink, smoke, or brush your teeth within an hour of your test.



Everyone MUST sanitize their hands.



Retrieve a vial and funnel.

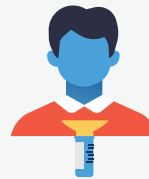
Provide Saliva




Remove the cap and hold on to it.



Attach the funnel securely to the vial.



Deposit 1 to 1.5 ml of saliva into the funnel.



Remove the funnel and discard it in a waste container.



Screw the cap on the vial and tighten so the vial is completely sealed.

Verification



Sanitize the vial and your hands with a sanitizing wipe.



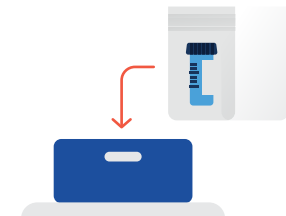
Retrieve a bag. Put your vial in the bag, and seal.



QC inspection completed by Test Admin.



Test Admin will scan vial and input any needed info.



Test Admin will place the scanned sample where directed.



Participant Video