

# LED Troffer Retrofit Kit

Wattages: 20W,25W,30W;34W,38W,45W

CODE: 90231-24-S



The Troffer Retrofit Kit LED Lighting Series can be widely used for Indoor Excellent for Offices, Hallways, Multipurpose Rooms , Office Buildings, Conference Rooms,super market, store and many other applications.

**WATT/CCT**  
SELECTABLE



## Features:

- Energy efficient: save up to 80% in energy costs
- High lumen output
- Mercury-free
- Instant-on light
- 50,000 hours at 70% lumen maintenance rated life
- CCT:3500-5000K
- The 1-10V Dimming type is continuous
- Compatible with most Lutron and Leviton dimmers

## Packaging information:

❖ **14RTFD202530W27-3545K:**  
1187MMX279MMX123MM(2Pcs/CTN)  
(46.73" X10.98" X4.84" )

❖ **22RTFD202530W27-3545K:**  
580MMX585MMX133MM(2Pcs/CTN)  
(22.83" X23.03" X5.24" )


❖ **24RTFD343845W27-3545K:**  
1187MMX585MMX133MM(2Pcs/CTN)  
(46.73" X23.03" X5.24" )

SPECIFICATION			
TYPE			
WATTAGE	20W/25W/30W	20W/25W/30W	34W/38W/45W
LUMEN	2686 lm/3399 lm/3988lm	2818 lm/3377 lm/3986lm	4538 lm/5185 lm/5750lm
EFFICACY	> 125 lm/W		
CCT	3500K,4000K,5000K		
CRI	> 80		
INPUT VOLTAGE	AC120-277V		
LIGHTING ANGLE	113°		
FACTORY SETTINGS	30W & 4000K		45W & 4000K
LED TYPE	SMD2835		
PF	> 0.98		
DRIVER EFFICIENCY	> 90%		
PROTECTION LEVEL	Damp		
LIFE TIME	> 75000 hours		
WARRANTY	5 year limited		

# LED Troffer Retrofit Kit

**Wattages: 20W,25W,30W;34W,38W,45W**

## Control Module:



## Performance:

DLC 5.1 Premium									
<b>2x4</b>	<b>34W</b>			<b>38W</b>			<b>45W</b>		
	3500K	4000K	5000K	3500K	4000K	5000K	3500K	4000K	5000K
	Lumens	4248	4538	4383	4827	5185	4979	5298	5750
Efficacy(lm/W)	129	144	135	127	142	132	123	140	129
<b>2x2</b>	<b>20W</b>			<b>25W</b>			<b>30W</b>		
	3500K	4000K	5000K	3500K	4000K	5000K	3500K	4000K	5000K
	Lumens	2775	2818	2683	3292	3377	3184	3849	3986
Efficacy(lm/W)	138	146	138	136	146	134	131	142	129
<b>1x4</b>	<b>20W</b>			<b>25W</b>			<b>30W</b>		
	3500K	4000K	5000K	3500K	4000K	5000K	3500K	4000K	5000K
	Lumens	2590	2686	2656	3253	3399	3335	3794	3988
Efficacy(lm/W)	132	141	136	128	138	131	124	136	128

Existing field-adjustable power options:

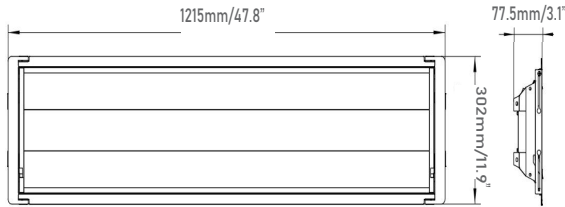
- 2x4: 45/38/34
- 2x2: 30/25/20
- 1x4: 30/25/20

Available power lower than the Max. is compliant with DLC 5.1 Premium.

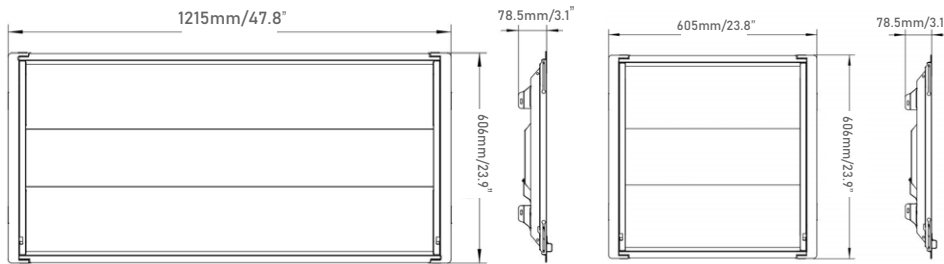
# LED Troffer Retrofit Kit

**Wattages: 20W,25W,30W;34W,38W,45W**

## DIMENSION:



**1X4 feet**



**2X4 feet**

**2X2 feet**

## Specifications:

### Troffer-14/22/24

**Length:**1215MM/605MM/1215MM  
(47.8"/ 23.8"/ 47.8")

**Width:**302MM/606MM/606MM  
(11.9"/ 23.9"/ 23.9")

**Depth:**77.5MM/78.5MM/78.5MM  
(3.1"/ 3.1"/ 3.1")

**Net Weight:**6.90/7.21/11.33 ( lbs )


## Mounting:

❖ Embedded installation.

## ACCESSORIES: (SOLD SEPARATELY)



**WSD-EMLY15W27-XX**  
15W Emergency Backup  
Battery LED Driver



**6FTPRWG-3/8-3PIN/6FTPRWG-3/8-5PIN**  
**6FTPRWG-3/8-6PIN**  
6FT 3/8 inch Metal Flexible Conduit



Bluetooth

**BRI810-B-M10-BLE**  
Bluetooth Microwave  
Motion Sensor



**RC100**  
Remote  
Controller

## CONTROL (SOLD SEPARATELY)

**14**

SIZE

14 - (1X4feet)  
22 - (2X2feet)  
24 - (2X4feet)

**RTFD**

PRODUCT

**RTFD**  
LED Troffer  
Retrofit Kit

**202530**

POWER

**202530/343845**  
20W/25W/30W  
34W/38W/45W

**27**

VOLTAGE

**27**  
AC120-277V

**3545**

CCT

**3545**  
3500K/4000K/5000K

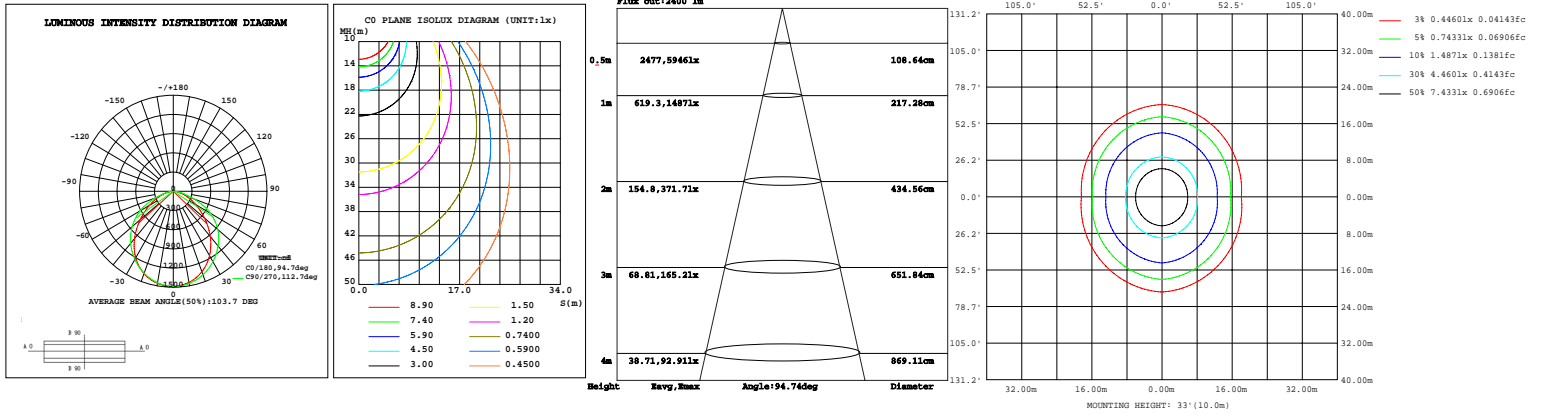
# LED Troffer Retrofit Kit

Wattages: 20W,25W,30W;34W,38W,45W

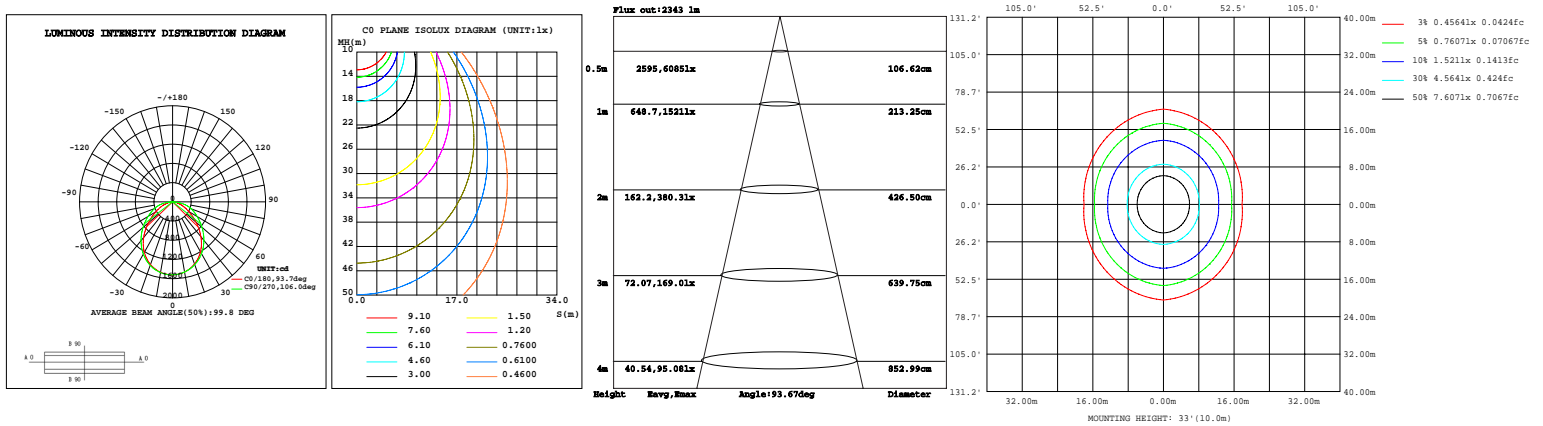
## PHOTOMETRICS:

For complete IES files, please visit our website.

### 14RTFD202530W27-3545K (30W&3500K)



### 22RTFD202530W27-3545K (30W&3500K)



### 24RTFD343845W27-3545K (45W&3500K)

