

## 100W LED Street Light




### Features

- Lumileds LED, high luminous efficiency and long working life.
- High efficiency LED Driver, the wide range input voltage AC100-277V / 200 - 480 V.
- Die Cast aluminium cooling design, high quality and better cooling for LED  $T_j < 85^{\circ}\text{C}$ .
- Excellent Optics design, greatly improve the light utilization and evenness.

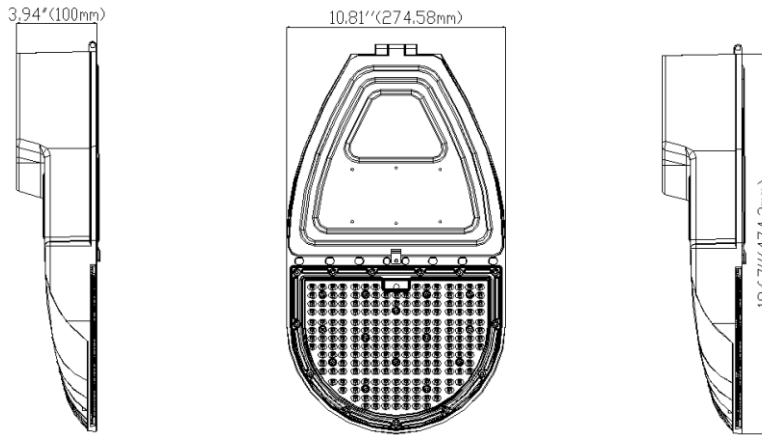
### Product Applications

LPT LED Street Light series can be widely used in outdoor lighting(Wet location),Excellent for Museums, Art Galleries, Underground parking lot, Buildings, The lawn, Industrial areas, Residential areas, Sidewalks, Parking lot, Schools and etc, and many more applications.



### Specifications

Unit : inch(mm)



### Structure Features

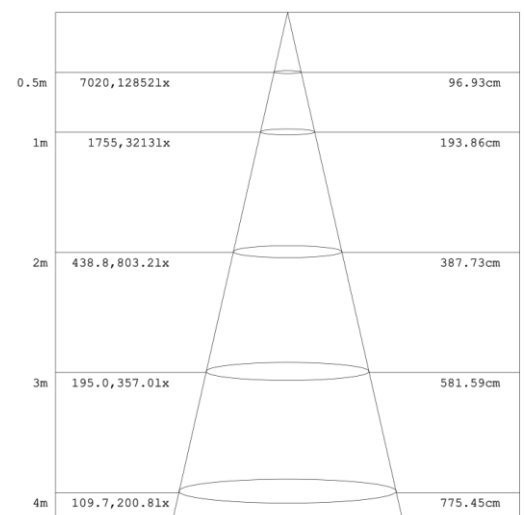
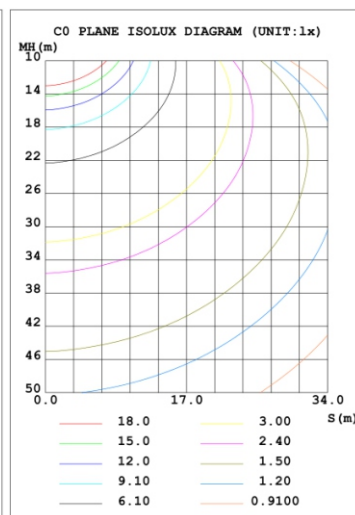
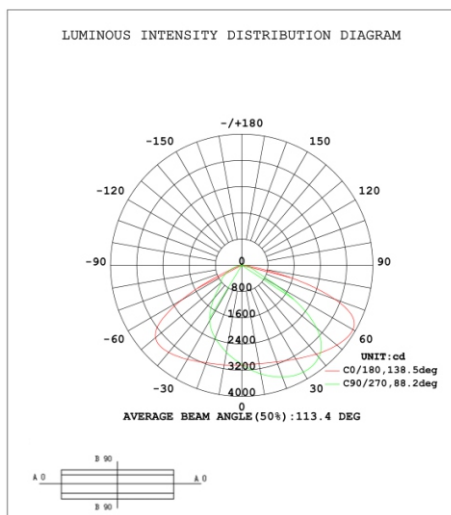
- Shell materials: Aluminum & PC.
- Finish: Dark Bronze/White
- Net weight : 4.5Kg (9.9 lbs)
- Product Size: 474.2mm\*274.58mm\*100mm
- Carton Size: 536mm\*347mm\*170mm

### Technical Parameters

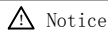
#### CODE: 90199-10

Power	100W	Lighting Angle	85*140°
Input Voltage	AC100-277V/200-480V	LED Brightness Decay	<5%/6000 hrs
PF	>0.95	Working Life	>50000 hrs
Driver Efficiency	>90%	Working Temperature	-30 - +45°C
Luminous Flux	15000 Lm	Storage Temperature	-40 - +80°C
Color Temperature	4000K/5000K	Protection Level	Wet Location/IP65
CRI	Ra>70	Cable	Input Connect, 0.6m
Adapter specification	ST-ADP2.5-3		

### Photometry



# Installation guide



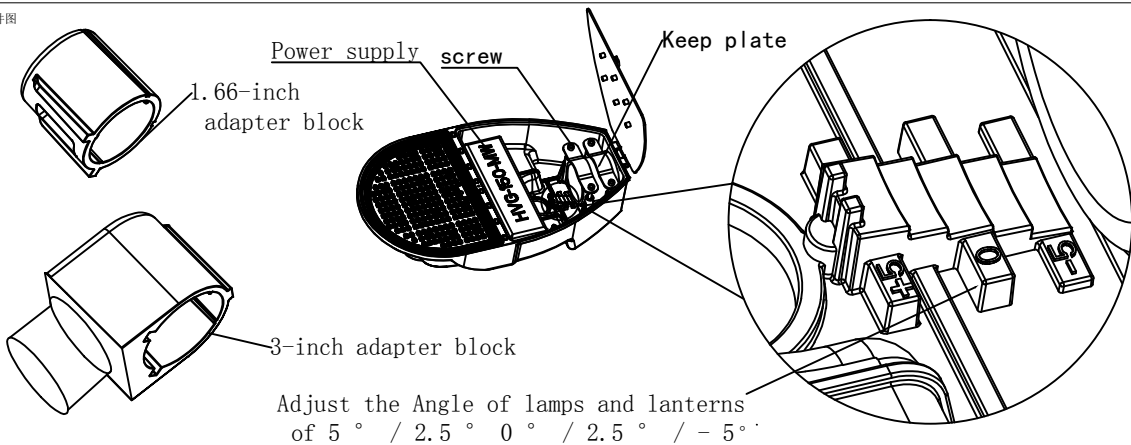
## PLEASE READ ALL INSTRUCTIONS BEFORE ATTEMPTING INSTALLATION

- To prevent personal injury or product damage only licensed electricians should install.
- To avoid electric shock or component damage disconnect power before attempting installation or servicing.
- This product must be installed in accordance with the national electric code (NEC) and all applicable federal, state and local electric codes and safety standards.
- Disconnect product and allow cooling prior to servicing.
- Any alteration or modification of this product is expressly forbidden as it may cause serious personal injury, death, property damage and/or product malfunction.
- To prevent product malfunction and/or electrical shock this product must be properly grounded.
- This luminaire is designed to operate in ambient temperatures ranging from  $-30^{\circ}\text{C}$  to  $40^{\circ}\text{C}$  and to be horizontally mounted with the LEDs facing down.

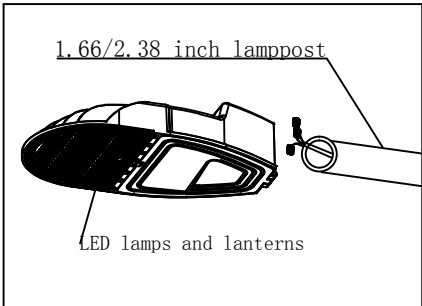
### 1、Unpacking

Thoroughly check the damage to the fixture. Damage to the goods shall be reported to the carrier

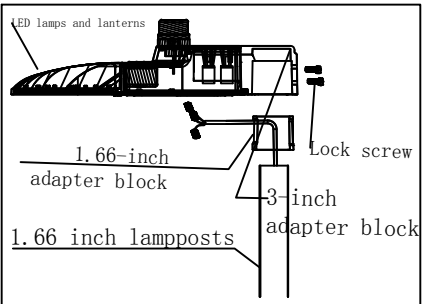
灯具及配件图



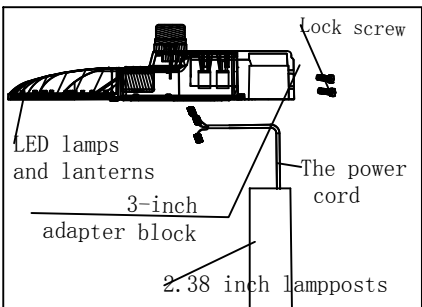
## 1. install



Method 1: the lamps and lanterns directly install the lamp rod, the outer diameter of the lamp pole is 3 inches and 2.4 inches two kinds of specifications. When the street lamp is assembled into the lamp post, the Angle of the lamp will be adjusted according to the actual situation. ( $5^{\circ}$  for lamps and lanterns with Angle /  $2.5^{\circ}$   $0^{\circ}$  /  $2.5^{\circ}$  /  $-5^{\circ}$ ) (as shown)



Method 2: install the 3 inch adapter piece on the lamp, then install the 1.6-inch adapter piece on the lamp post, install on the 1.66-inch lamp lever, tighten the two screws, the lamppost is fixed. Lamps of lamps and lanterns can adjust the Angle of lamps and lanterns. ( $5^{\circ}$  /  $2.5^{\circ}$   $0^{\circ}$  /  $2.5^{\circ}$  /  $-5^{\circ}$ ). (see charts.)



Mode 3: when the lamppost is turned into a lamppost 2.38 inches, the lamp is mounted directly on the lamp, with two screws and the lamppost fixed. The Angle of lamps and lanterns adjusts according to actual situation. Lamps and lanterns ( $5^{\circ}$  /  $2.5^{\circ}$  Angle  $0^{\circ}$  /  $2.5^{\circ}$  /  $-5^{\circ}$ ) (as shown)