LED Garage Light

CODE: 90193-60-5K

Product Description

LPT Garage Light use best die-casting aluminum housing, anti-corrosion painting IP65 design. High-performance illumination that lasts 50,000HRS.10KV surge protection. Replace 100-180W MH/HPS.

Advantage

- ETL certificate.
- Seoul Chip, high CRI.
- IP65 driver, input voltage 100-277VAC.
- Output constant current lever can be Adjusted through output cable with 1-10V.
- No UV or IR in the beam.
- Easy to install and operate.
- Energy saving, long lifespan.
- Light is soft and uniform, safe to eyes.
- Instant start, NO flickering, NO humming.

Applications

Widely used in underground parking lot, garage and so on..

Lighting and Power Technologies LLC

LED Garage Light

CODE: 90193-60-5K

Specifications

Model No.	90193-30-5K	90193-40-5K	90193-60-5K
Input Power	30W	40W	60W
Lumen	3750-4200 LM/W	5000-5600 LM/W	7500-8400 LM/W
Lumen Efficacy	125-140 LM/W		
Color Temperature	3000K, 4000K, 5000K		
CRI	>70		
Viewing Angle	110 Degree		
Input Voltage	100-277VAC 50/60Hz		
PF	≥0.9		
THD	≤20%		
Driver Brand	China brand UL driver		
Optional Accessory	Photocell / Motion sensor		
LED Brand	PHILIP		
LED Type	SMD3030		
LED QTY	48 PCS	48 PCS	72 PCS
Housing	Aluminum Alloy		
Housing Color	White/Customized		
Waterproof Rating	WET（IP65）		
Operating Temperature	-40℃ TO 45℃		
Operating Humidity	20%-90% RH		
Storage Temperature	-40℃ TO 80℃		
Storage Humidity	10%-95% RH		
Warranty Time	5 Years		
Option Note	All models are similar in electrical mechanical construction . Difference among they are No. of LEDs and Wattage -XXK denotes CCT, which can be 30K, 40K or 50K -F denotes Ivory diffuser and -C denotes transparent diffuser (Z) denotes with sensor and blank denotes without sensor		

Photometrics

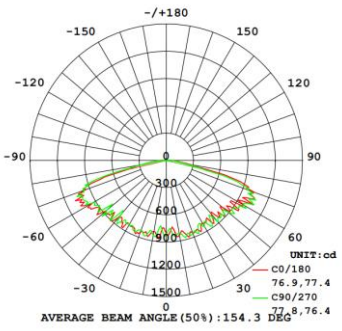

30W

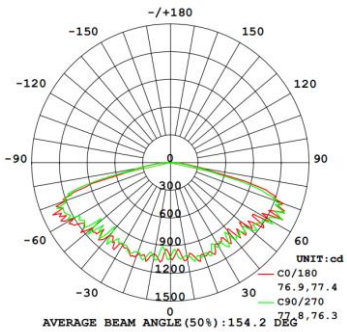

40W

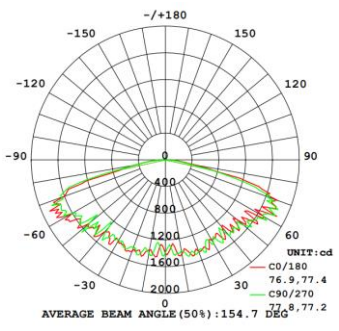

60W

LED Garage Light

CODE: 90193-60-5K

Projected LED Lumen Maintenance

Operating hours	0	25000	50000
Lumen maintenance factor	1	0.91	0.8

Data references the extrapolated performance projections for the Garage LED platform in a 25°C ambient, based on 10,000 hours of LED testing (tested per IESNA LM-80-08 and projected per IESNA TM-21-11).

Dimensions

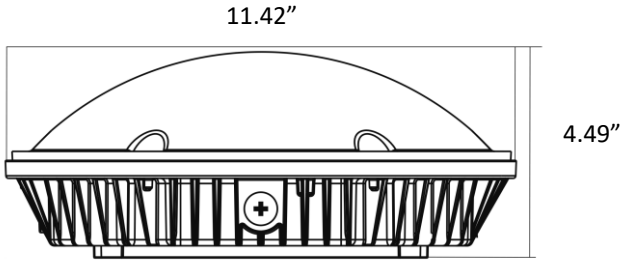

30W, 40W, 60W (5.3lbs)

Package

2pcs/CTN Size: 36*31*35cm

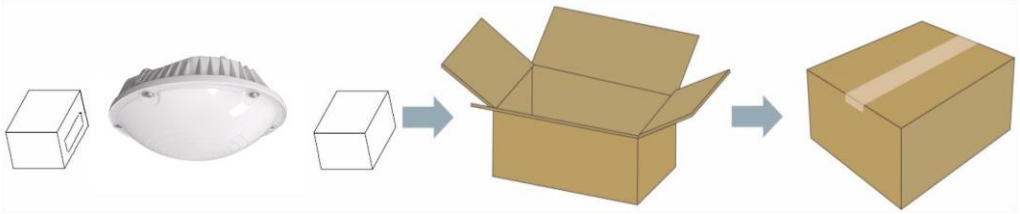

Installation

Surface-mounted with J-BOX

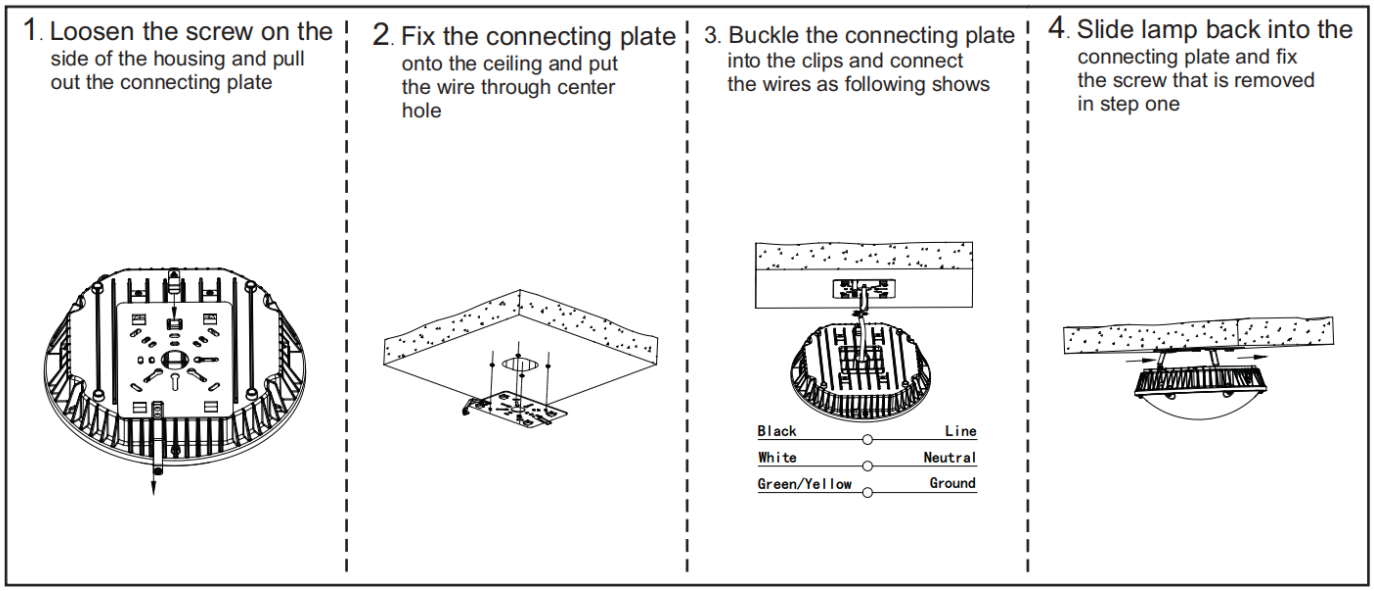

LED Garage Light

CODE: 90193-60-5K

Pendent Installation with 3/4 inch conduit

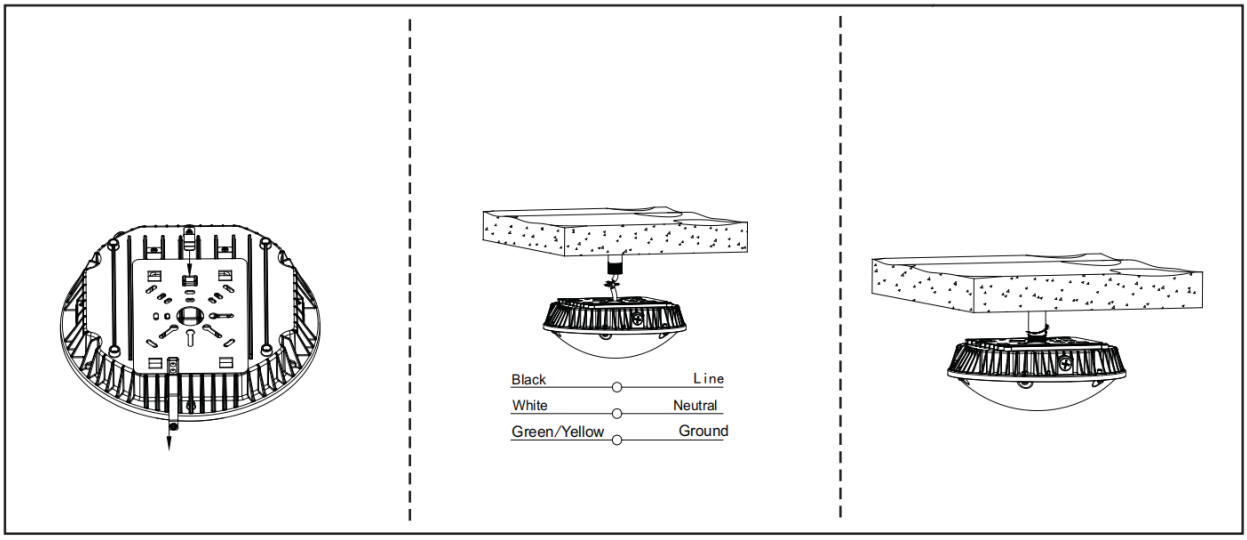

Surface-mounted with side-wiring

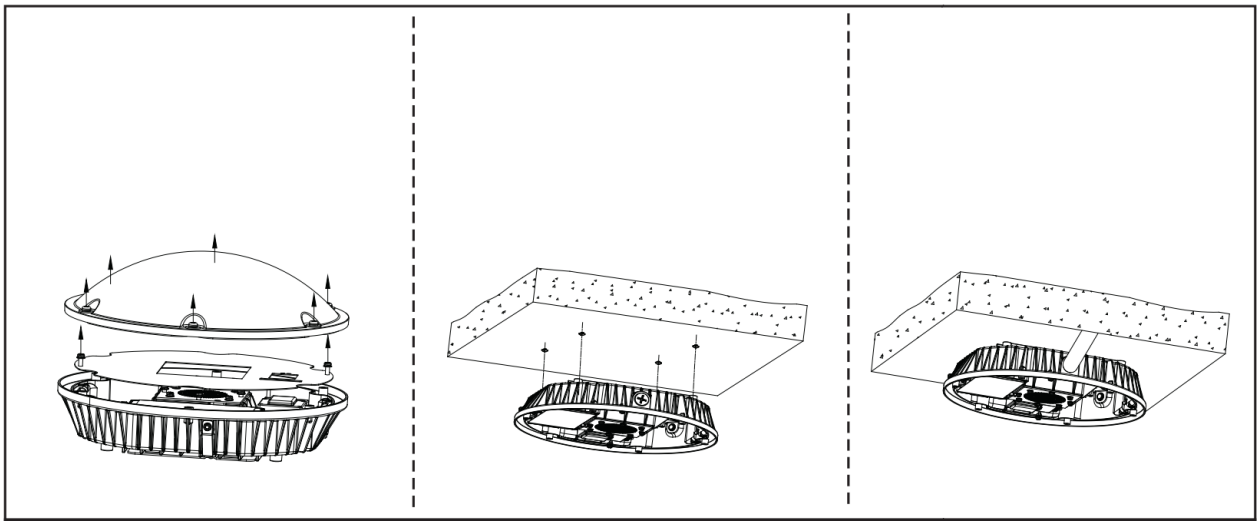

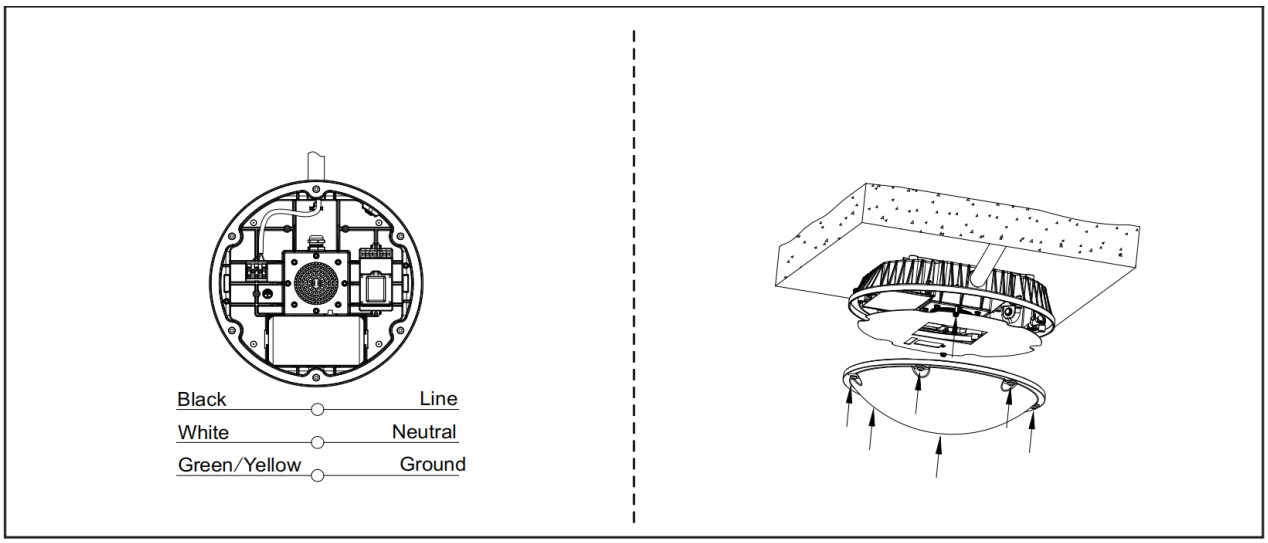

Lighting and Power Technologies

www.lightingandpowertech.com

Lighting and Power Technologies
7101 Whisperfield Drive, Plano, TX 75024 Ph: 877-666-5267 Fax: 972-624-5800
sales@lightingandpowertech.com www.lightingandpowertech.com

LED Garage Light

CODE: 90193-60-5K

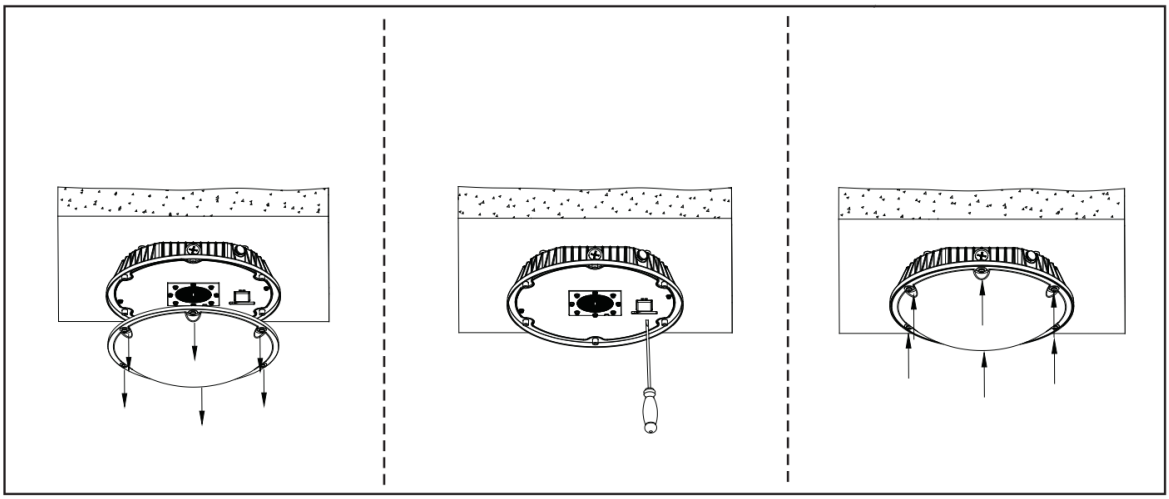

Setting

By selecting the combination on the DIP switches, sensor data can be precisely set for each specific application.

ON		1	2	
	I	ON	ON	100%
	II	ON	–	75%
	III	–	ON	50%
	IV	–	–	10%

Detection area

Detection area can be reduced by selecting the combination on the DIP switches to fit precisely each application .

ON		3	4	5	
	I	ON	ON	ON	
	II	–	ON	ON	30s
	III	ON	–	ON	90s
	IV	–	–	ON	3min
	V	ON	ON	–	20min
	VI	–	–	–	30min

Hold time

Refers to the time period the lamp remains at 100% illumination after no motion detected.

ON		6	7	8	
	I	ON	ON	ON	0s
	II	–	ON	ON	5s
	III	ON	–	ON	5min
	IV	–	–	ON	10min
	V	ON	ON	–	30min
	VI	–	ON	–	1h
	VII	–	–	–	+∞

Stand-by period

Refers to the time period the lamp remains at a low light level before it completely switches off in the long absence of people.
When set to"+∞"mode, the low light is maintained until motion is detected.

ON		1	2	3	4	
	I	–	–	ON	ON	2Lux
	II	–	–	–	ON	5Lux
	III	–	ON	ON	–	10Lux
	IV	–	–	ON	–	25Lux
	V	–	ON	–	–	50Lux
	VI	ON	–	–	–	100Lux
	VII	–	–	–	–	Disable

Daylight sensor

The sensor can be set to only allow the lamp to illuminate below a defined ambient brightness threshold.
When set to Disable mode, the daylight sensor will switch on the lamp when motion is detected regardless of ambient light level.
50lux, 30lux: twilight operation, 10lux, 5lux: darkness operation only.
Note that daylight sensor is active only when lamp totally switches off.

ON		5	6	
	I	ON	ON	50%
	II	–	ON	30%
	III	ON	–	20%
	IV	–	–	10%

Stand-by dimming level

The low light level you would like to have after the hold time in the long absence of people.

Warning

Do Not Use Other Devices for LED Garage Light, Installation Such as Stabilizer, Regulator …etc
Do Not Open the Light Engine
Do Not Soak the LED Street Light into Water
Do Not Light up the System Without Grounding
1-10V dimming need to be customized

Lighting and Power Technologies
7101 Whisperfield Drive, Plano, TX 75024 Ph: 877-666-5267 Fax: 972-624-5800
sales@lightingandpowertech.com www.lightingandpowertech.com