

150W LED SHOEBOX LIGHT




Features

- Lumileds LED, high luminous efficiency and long working life.
- High efficiency LED Driver, the wide range input voltage AC120-277V/AC200-480V.
- Die Cast aluminium cooling design, high quality and better cooling for LED $T_j < 85^{\circ}\text{C}$. Excellent Optics design, greatly improve the light utilization and evenness.
- Motion sensor Control Available (Option)

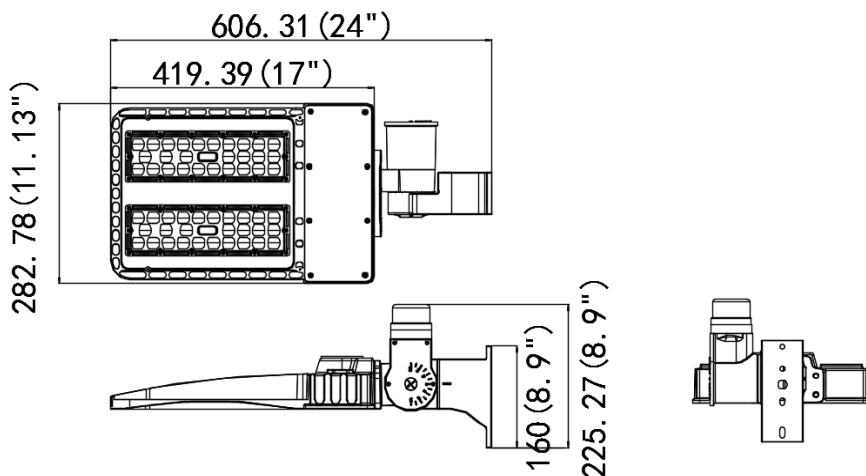
Product Applications

LPT LED SHOEBOX LIGHT series can be widely used in outdoor lighting(Wet location),Excellent for Museums, Art Galleries, Underground parking lot, Buildings,The lawn, Industrial areas, Residential areas, Sidewalks, Parking lot, Schools and etc,and many more applications.



Specifications

Unit : inch(mm)



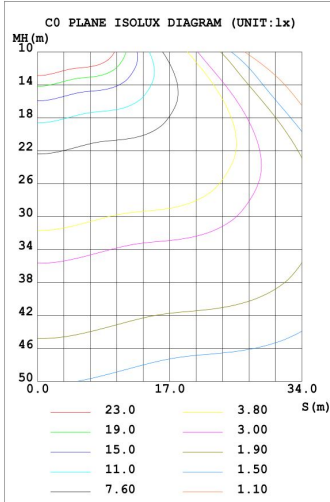
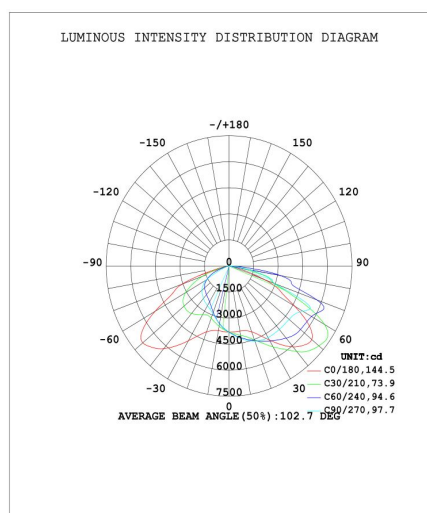
Structure Features

- Shell materials: Aluminum & PC.
- Finish: Dark Bronze/White
- Net weight : 6.0Kg (13.2 lbs)
- Product Size: 606mm*282mm*160mm
- Carton Size: 570mm*350mm*150mm

Technical Parameters

| 90140-15 | | | |
|---------------------------|-----------------------|----------------------|---------------------|
| Power | 150W | Lighting Angle | Type II, III, IV, V |
| Input Voltage | AC120-277V/AC200-480V | LED Brightness Decay | <5%/6000 hrs |
| PF | >0.95 | Working Life | >50000 hrs |
| Driver Efficiency | >90% | Working Temperature | -30 - +45°C |
| Luminous Flux | 21000 Lm | Storage Temperature | -40 - +80°C |
| Color Temperature | 4000K/5000K | Protection Level | Wet Location/IP65 |
| CRI | Ra>70 | Cable | 3 core , 18AWG |
| Optional dimming function | 1-10Vdc | | |

Photometry



| | | |
|--------|---------------|-----------|
| 1.219m | 1368,2727lx | 304.91cm |
| 2m | 508.3,1013lx | 500.18cm |
| 3m | 225.9,450.4lx | 750.26cm |
| 4m | 127.1,253.3lx | 1000.35cm |
| 5m | 81.33,162.1lx | 1250.44cm |
| 6m | 56.48,112.6lx | 1500.53cm |
| 7m | 41.50,82.72lx | 1750.61cm |
| 8m | 31.77,63.34lx | 2000.70cm |
| 9m | 25.10,50.04lx | 2250.79cm |
| 10m | 20.33,40.53lx | 2500.88cm |