



IP
65


CODE: 90149-30

Emergency LED Driver

Lighting and Power Technologies

7101 Whisperfield Drive, Plano, TX 75024 Ph: 877-666-5267 Fax: 972-624-5800
sales@lightingandpowertech.com www.lightingandpowertech.com

Product Details



Features

- UL Listed for US and Canada.
- Listed for factory or field installation-UL924 & CSA C22.2 NO.141
- Constant power output: 30W/40W/60W
- Multi-voltage input: 100-347Vac, 50/60Hz
- Battery protections:over charge protection,over discharge protection, short circuit protection
- Self testing monthly
- Wireless remote control for emergency testing
- Easy installation,directly connect to AC input of UFO LED High Bay
- 5 years warranty
- Meets CEC Title 20 standards

Specifications

Input Voltage	100-347VAC, 50/60Hz	Test Switch/Charging Indicator Light	Remote Control
Output Voltage	120-180Vdc	Battery	Li-ion battery
Input Current	460mA max.	Charging time	≤ 24Hours
Input Power	15W max	Output power	□ 30W □ 40W □ 60W
Emergency Time	90Minutes		
Warranty	5 Years	Weight	
Ambient Temp	-30°C to +60°C	Dimensions	

Model No.

Model NO	Input Voltage	Emergency power	Battery Capacity	Emergency Time
LECV-UFO30D/R	100-347V/AC	30	29.6V/2200mAh	90Minutes
LECV-UFO40D/R	100-347V/AC	40	29.6V/2600mAh	90Minutes
LECV-UFO60D/R	100-347V/AC	60	29.6V/5200mAh	90Minutes

30W /40W /60W

The Wisdom UFO XX D/r Series Led Emergency Drivers Are Designed For Use With UFO Led High Bay Fixtures With 0/1-10V Dimmable LED Drivers. it Allows The LED UFO High Bay To Be Used For Both Normal And Emergency Operation.

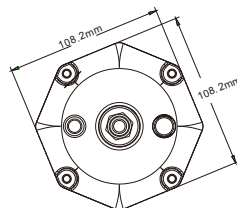
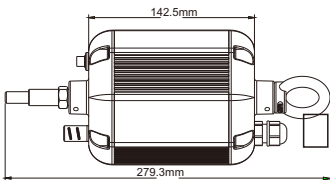


Colors



Note: Orange is default color. Black White, yellow, green and more colors are available with MOQ requirement. Please consult the factory.

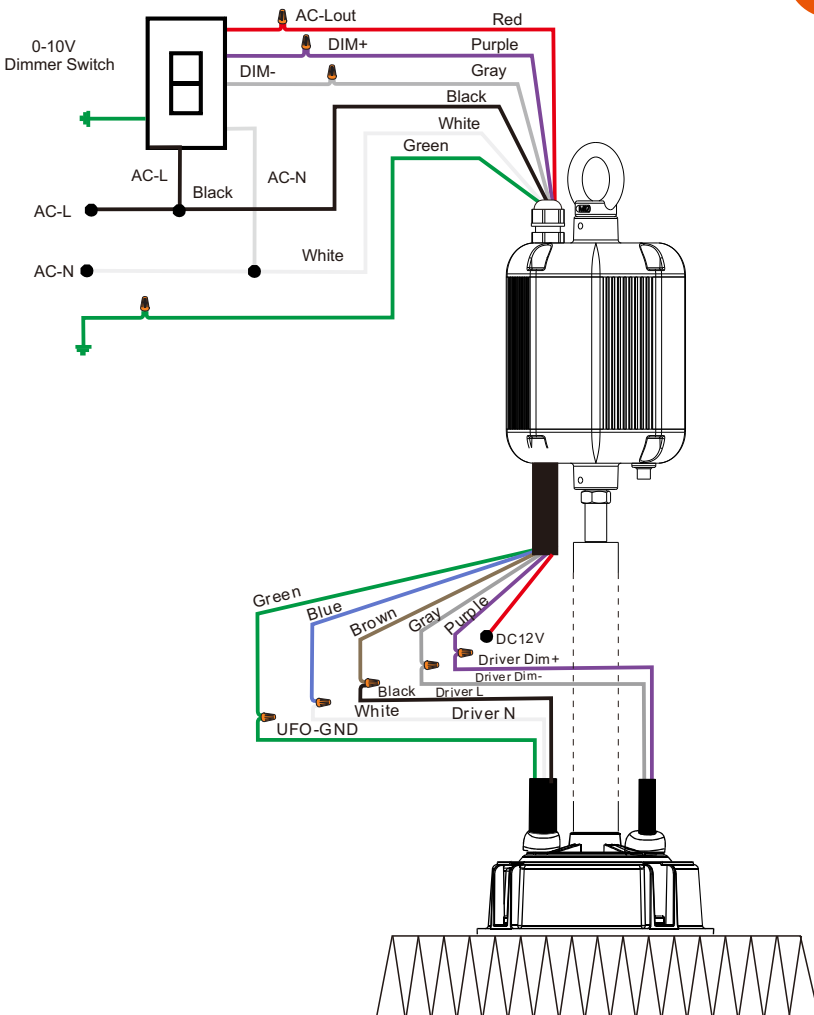
Product Size



Wiring Diagram

Note: the Emergency Led Drivers Only Work With 0/1-10V Dimmable UFO LED Highbay

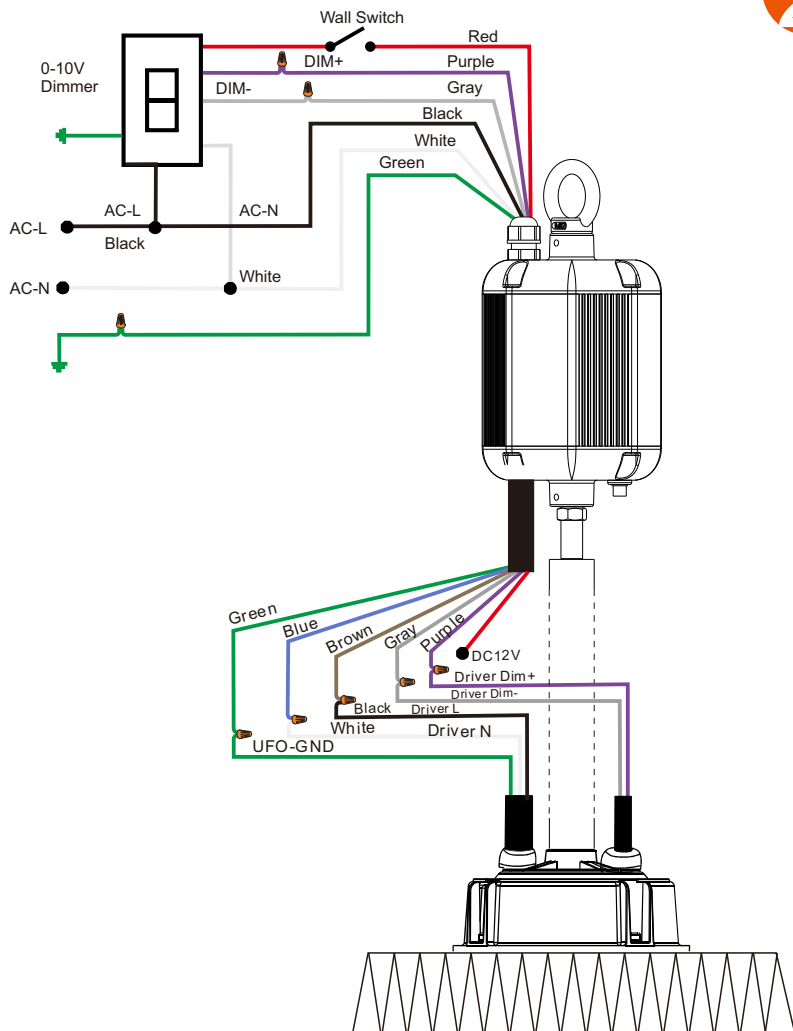
1



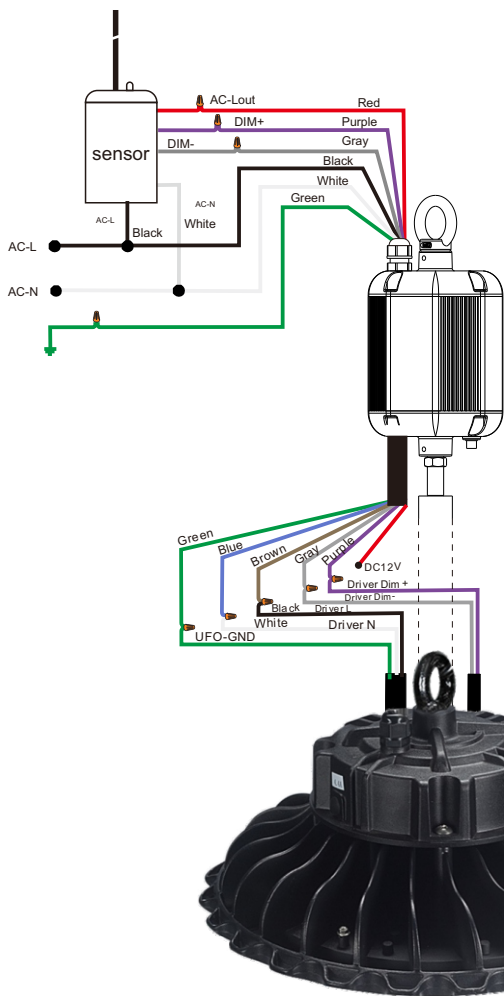
Note: the Emergency Led Drivers Only Work With 0/1-10V Dimmable UFO LED Highbay

0-10V Dimmer+Additional switch

2



Note:the Emergency Led Drivers Only Work With 0/1-10V Dimmable UFO LED Highbay



3



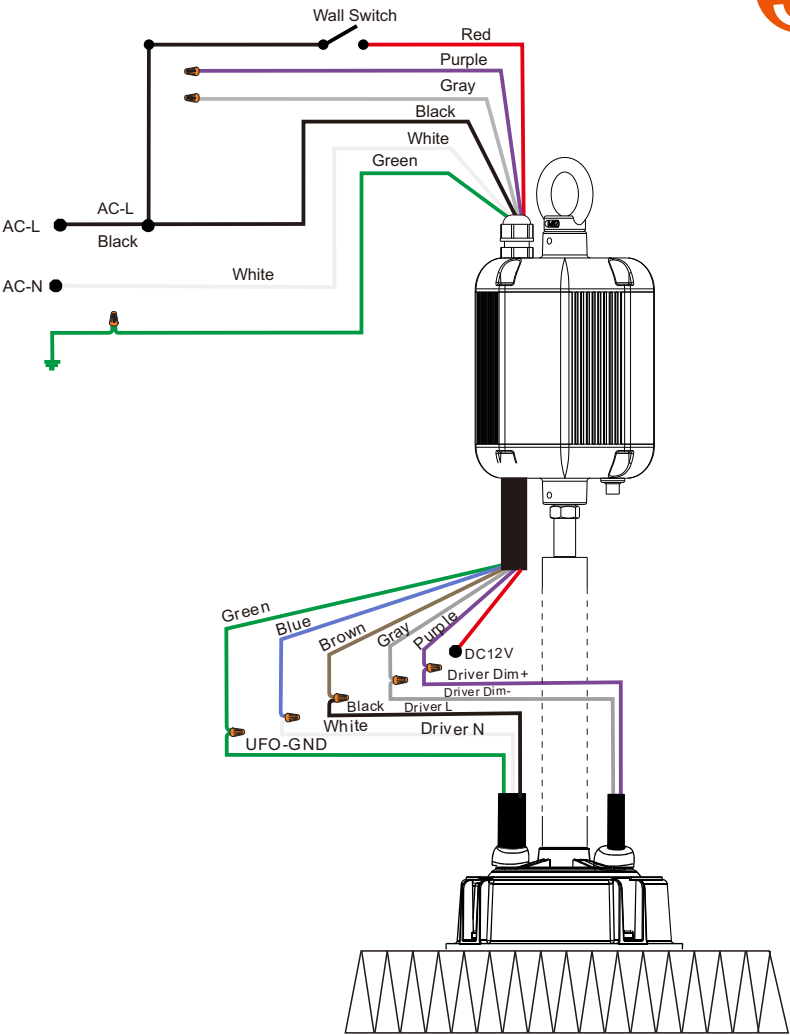
100-277V/347V AC Sensor

UFO LED High Bay

Note:the Emergency Led Drivers Only Work With 0/1-10V Dimmable UFO LED Highbay

With Wall Switch(without Dimmer)

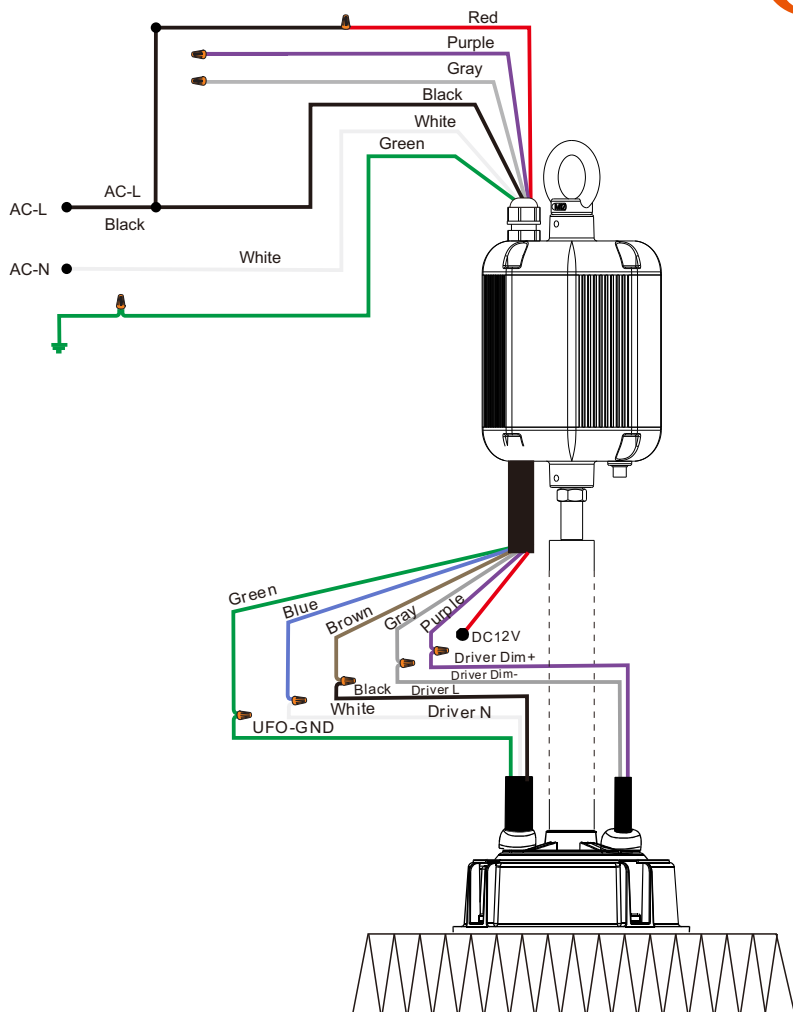
5



Note: the Emergency Led Drivers Only Work With 0/1-10V Dimmable UFO LED Highbay

Without Dimmer& Switch, 24hours Lighting

6



READ AND FOLLOW ALL SAFETY INSTRUCTIONS.

- Risk of fire or electric shock. Luminaire wiring and electrical parts may be damaged when drilling for installation of LED Emergency Backup. Check for enclosed wiring and components.
- Risk of fire or electric shock. This LED Emergency Backup installation requires knowledge of luminaire electrical systems. If not qualified, do not attempt installation. Contact a qualified electrician.
- Before installing, make certain the AC power to the fixture is off.
- The electrical rating of this product is 100 – 347Vac. Installer must confirm that there is 100 – 347Vac to the fixture before installation .
- To prevent electrical shock only mate unit connector after installation is complete and before the AC power to the fixture is back on.
- Do not use outdoors.
- This LED Emergency Backup unit requires an un –switched AC power source of 100 – 347Vac , 50 / 60Hz. The AC driver must be on the same branch circuit as the LED Emergency Backup unit.
- Do not let power supply cords touch hot surfaces.
- Do not mount near gas or electric heaters.
- Do not connect battery pack connector until all other wiring is complete and AC power is on .
- Equipment should be mounted in locations and at heights where it is not be subjected to tampering by unauthorized personnel.
- The use of accessory equipment is not recommended by the manufacturer and may cause an unsafe condition.
- Do not use this equipment for other than its intended use.
- Use with grounded, UL Listed, dry or damp location rated fixtures.
- Make sure the load is not greater than 300W, more than this parameter will result in shortening discharge time.
- Repairs and maintenance must be carried out by qualified personnel

Lighting and Power Technologies

7101 Whisperfield Drive, Plano, TX 75024 Ph: 877-666-5267 Fax: 972-624-5800
sales@lightingandpowertech.com www.lightingandpowertech.com

