

LED Linear High Bay Series

Lighting and Power
Technologies LLC

Wattage: 85W, 130W, 170W, 255W, 300W




The Linear High Bay with its all-in-one, lightweight and slim with multiple mounting situations available put it at the top of the list for any high ceiling area where super bright light is needed. The LED Linear High bay Light Series can be widely used for indoor excellent for offices, hallways, multipurpose rooms, office buildings, conference rooms, super market, store and many other applications.



FEATURES

- Optical design, greatly improved the light utilization an evenness.
- High efficiency LED Driver, voltage AC120-277.
- Sheet iron design, better cooling, light quality, LED Tj < 85°C.
- The 0-10V Dimming type is continuous.
- 0-10V will be dim to 0%.



SPECIFICATION					
WATTAGE	85W	130W	170W	255W	300W
LUMEN	11560 lm	17680 lm	23120 lm	34680 lm	40800 lm
EFFICACY	136 lm/W	136 lm/W	136 lm/W	136 lm/W	136 lm/W
CCT	3500K, 4000K, 5000K				
CRI	80				
INPUT VOLTAGE	AC120-277V				
LIGHT ANGLE	105°				
POWER FACTOR	0.98				
DRIVER EFFICACY	90%				
DIMMING	0-10V will be dim to 0%				
LIFE SPAN	over 50,000 hrs				
WORKING TEMPERATURE	-22°F ~ 113°F				
STORAGE TEMPERATURE	-40°F ~ 176°F				
PROTECTION LEVEL	Dry location				
CABLE	Input connect, No cable				
WARRANTY	5 year limited				

Lighting and Power Technologies

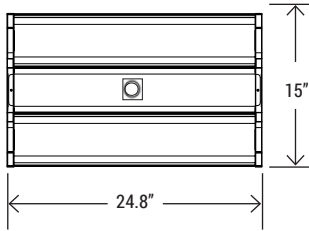
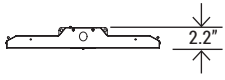
7101 Whisperfield Drive, Plano, TX 75024 Ph: 877-666-5267 Fax: 972-624-5800
sales@lightingandpowertech.com www.lightingandpowertech.com

LED Linear High Bay Series

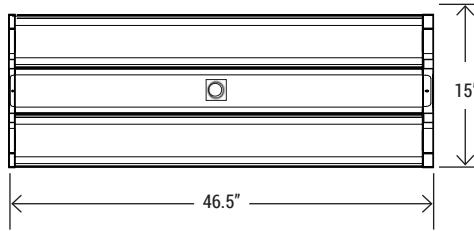
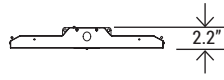
Lighting and Power
Technologies LLC

Wattage: 85W, 130W, 170W, 255W, 300W

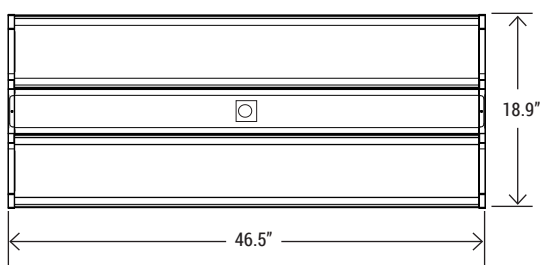
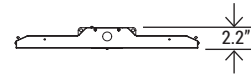
DIMENSION



WATTAGE	85W, 130W, 170W
GR. WEIGHT	10.36 lbs/11.24 lbs
BOX DIM.	25.9" x 15.4" x 2.6"



WATTAGE	255W
GR. WEIGHT	17.9 lbs
BOX DIM.	47.6" x 15.4" x 2.6"



WATTAGE	300W
GR. WEIGHT	19.84 lbs
BOX DIM.	47.6" x 19.3" x 2.6"

EMERGENCY BACK-UP (SOLD SEPARATELY)



BLD-CM20N-480800-15W
15W Emergency Backup Battery
LED Driver



BLD-CM20D-480800-20W
20W Emergency Backup Battery
LED Driver

CONTROL (SOLD SEPARATELY)



MOTION SENSOR
Bi-level Occupancy/Daylight
Harvesting Microwave Motion
Sensor (Field installation)



RC
Remote Controller

	2F	130W	27	50K	GEN2
PRODUCT	SIZE	WATTAGE	VOLTAGE	CCT	UPDATE
	2F (2-foot) 4F (4-foot)	85W - (85W) 130W - (130W) 170W - (170W) 255W - (255W) 300W - (300W)	27 (AC120-277V)	35K - (3500K) 40K - (4000K) 50K - (5000K)	Second generation product

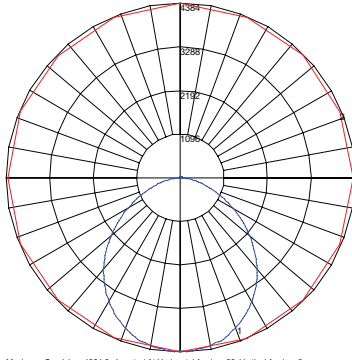
LED Linear High Bay Series

Lighting and Power
Technologies LLC

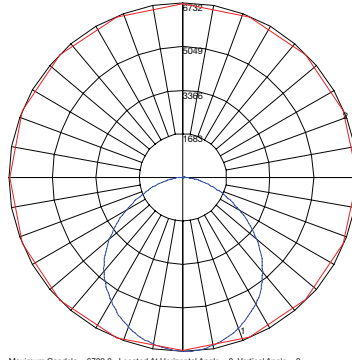
Wattage: 85W, 130W, 170W, 255W, 300W

PHOTOMETRICS

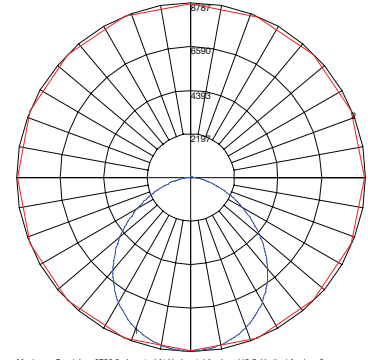
LHB2F85W27-50K-GEN2



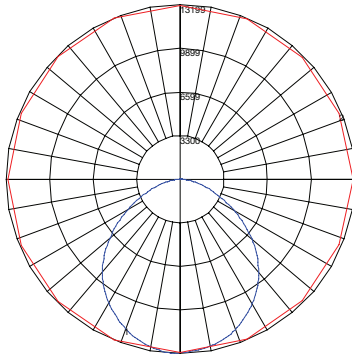
LHB2F130W27-50K-GEN2



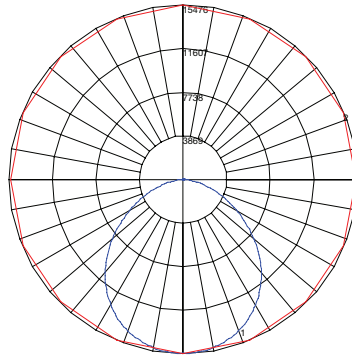
LHB2F170W27-50K-GEN2



LHB4F255W27-50K-GEN2

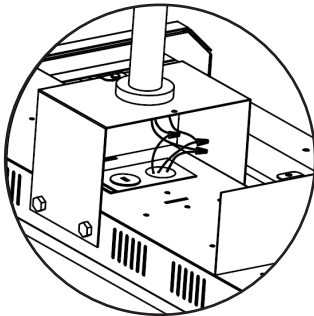


LHB4F300W27-50K-GEN2

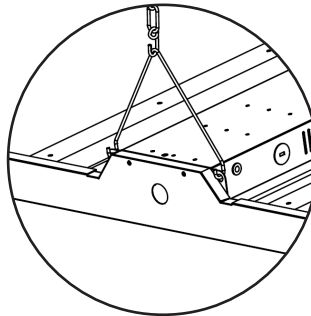


MOUNTING OPTION

INCLUDED IN THE PACKAGE



J-BOX OPTION



CHAINS/HOOK