

45W LED Flood Light



Features

- Lumileds LED, high luminous efficiency and long working life.
- High efficiency LED Driver, the wide range input voltage AC120-277V.
- Die Cast aluminium cooling design, high quality and better cooling for LED $T_j < 85^{\circ}\text{C}$.
- Excellent Optics design, greatly improve the light utilization and evenness.

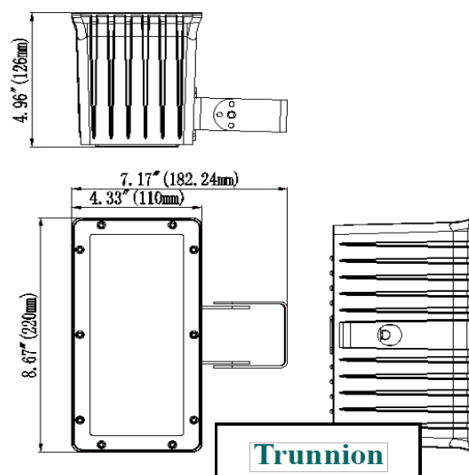
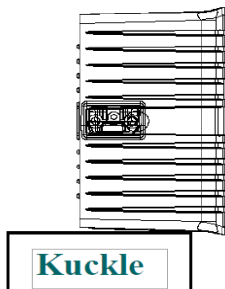
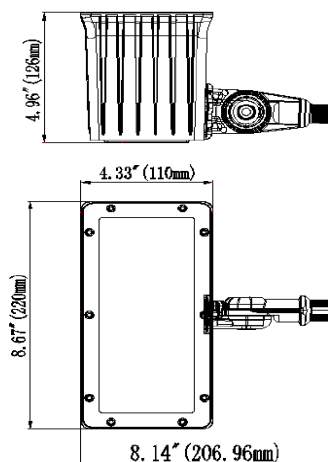
Product Applications

LPT LED Flood Lighting series can be widely used in indoor or outdoor lighting (Wet location), Excellent for Museums, Art Galleries, Shopping Malls, Office Buildings, The lawn, Walls, and many more applications.



Specifications

Unit : inch(mm)



Structure Features


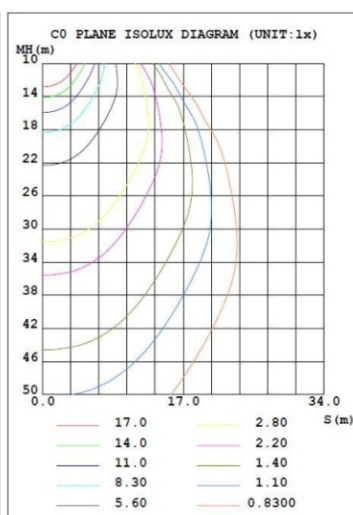
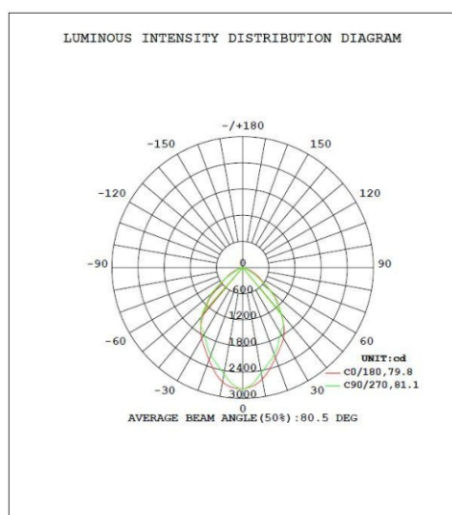
- Shell materials: Aluminum & Glass.
- Finish: Dark Bronze/White
- Net weight : 2.6Kg (5.73 lbs)
- Product Size:220mm*182.24mm*110mm
- Carton Size:265mm*190mm*180mm

Technical Parameters

CODE: 90164-45

Power	45W	Lighting Angle	80°
Input Voltage	AC120-277V	LED Brightness Decay	<5%/6000 hrs
PF	>0.95	Working Life	>50000 hrs
Driver Efficiency	>90%	Working Temperature	-30 - +45°C
Luminous Flux	5518 Lm	Storage Temperature	-40 - +80°C
Color Temperature	4000K/5000K	Protection Level	Wet Location/IP66
CRI	Ra>70	Cable	Input Connect, 0.3m

Photometry



FL	45W	27	XXK	Z	M
Product	Power	Voltage	Color Temp	Finish	Mount
FL	45W(45W)	27	40K(4000K)	D (Dark Bronze)	K
Flood Light		AC120-277V	50K(5000K)±500K	W (White)	Knuckle
				B (Black)	T
					Trunnion