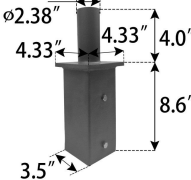
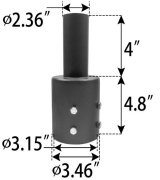
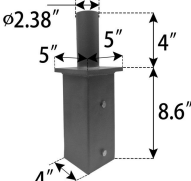
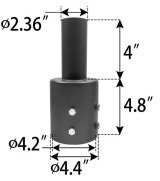
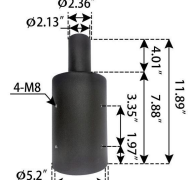
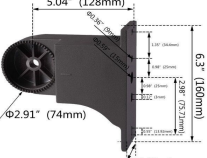


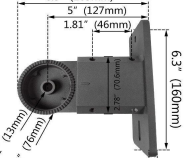




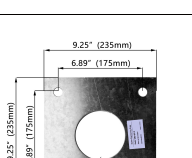



POLE BRACKET • For mounting one fixture on an existing pole

	4" Square Pole Mount with 2-3/8" O.D. Tenon NO. WSD-VTS4-D Finish: Dark Bronze MAX EPA: 0.3 USE: For use with square, non-tapered steel and aluminum poles. Furnished with four 5/16" hex head stainless-steel bolts. Vertical tenon measures 2-3/8" O.D., and is made of steel tubing. Fixtures mounted to this bracket can be adjusted both vertically and horizontally.		3" Round Pole Mount with 2-3/8" O.D. Tenon NO. WSD-VT3-D Finish: Dark Bronze MAX EPA: 0.3 USE: For use with Round, non-tapered steel and aluminum poles. Furnished with three 3/8" hex head stainless-steel bolts. Vertical tenon measures 2-3/8" O.D., and is made of steel tubing. Fixtures mounted to this bracket can be adjusted both vertically and horizontally.
	5" Square Pole Mount with 2-3/8" O.D. Tenon NO. WSD-VTS5-D Finish: Dark Bronze MAX EPA: 0.3 USE: For use with square, non-tapered steel and aluminum poles. Furnished with four 5/16" hex head stainless-steel bolts. Vertical tenon measures 2-3/8" O.D., and is made of steel tubing. Fixtures mounted to this bracket can be adjusted both vertically and horizontally.		4" Round Pole Mount with 2-3/8" O.D. Tenon NO. WSD-VT4-D Finish: Dark Bronze MAX EPA: 0.3 USE: For use with Round, non-tapered steel and aluminum poles. Furnished with three 3/8" hex head stainless-steel bolts. Vertical tenon measures 2-3/8" O.D., and is made of steel tubing. Fixtures mounted to this bracket can be adjusted both vertically and horizontally.
	5" Round Pole Mount with 2-3/8" O.D. Tenon NO. WSD-VTS-D Finish: Dark Bronze MAX EPA: 0.3 USE: For use with Round, non-tapered steel and aluminum poles. Furnished with three 3/8" hex head stainless-steel bolts. Vertical tenon measures 2-3/8" O.D., and is made of steel tubing. Fixtures mounted to this bracket can be adjusted both vertically and horizontally.		

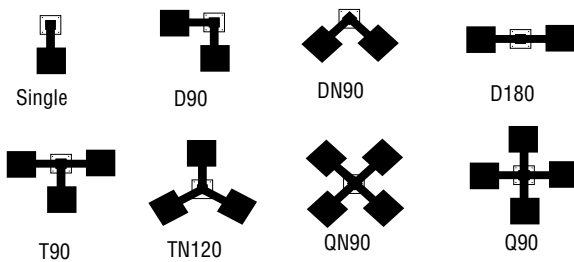
MOUNTING OPTIONS:

	NO. WSD-NEWSBARM2-D Finish: Dark Bronze Arm Mount 4" and 5" Square and Round poles. Standard versatile mounting arm is simple to install and can be used with existing poles for retro installations.		NO. WSD-NEWSBSF2-D Finish: Dark Bronze Slipfitter Mount An optional cast aluminum mast arm adapter secures fixture head to nominal 2"(2-3/8"O.D. pipe size) horizontal steel tenon arm.
	NO. WSD-SBT-D Finish: Dark Bronze Easy to install for direct wall mounting with 1/2" conduit wiring.		NO. WSD-SFARM2-D Finish: Dark Bronze SFARM2 Mount An optional cast aluminum mast arm adapter secures fixture head to nominal 2"(2-3/8"O.D. pipe size) horizontal steel tenon arm.
	Base Mounting Screw NO. WSD-BMS-S Finish: Silver Before installing the lamp pole, the installation hook should be buried underground and fixed by cement. After fixing, the lamp pole should be fixed by locking screw and base installed.		Base Mounting Screw NO. WSD-BM2OSL800-S Finish: Silver Before installing the lamp pole, the installation hook should be buried underground and fixed by cement. After fixing, the lamp pole should be fixed by locking screw and base installed.
	Install Base Shield NO. WSD-IBR4-D Finish: Dark Bronze The 4" Installation of base shield is used to protect the base after fixing the lamp pole, so that the lamp pole base is not damaged, thereby increasing the service life of the lamp pole.		Install Base Shield NO. WSD-IBR5-D Finish: Dark Bronze The 5" Installation of base shield is used to protect the base after fixing the lamp pole, so that the lamp pole base is not damaged, thereby increasing the service life of the lamp pole.
	Install Base Shield NO. WSD-IBR6-D Finish: Dark Bronze The 6" Installation of base shield is used to protect the base after fixing the lamp pole, so that the lamp pole base is not damaged, thereby increasing the service life of the lamp pole.		Screw Positioning Plate NO. WSD-SPP235 This is a screw rod positioning plate. After the screw rod of the lamp rod base is fixed underground, the positioning plate is fixed with the screw rod to prevent the screw rod from deviation. Finally, the lamp rod is locked.
	Arm Square tube turn tube Tenon Adaptor NO. WSD-ARM-BAR-D Finish: Dark Bronze USE: square tube light bar installation, with Arm installation of lamps.		Arm Square tube turn tube Tenon Adaptor NO. WSD-SADP-BAR-D Finish: Dark Bronze USE: square tube light bar installation, with Arm installation of lamps.

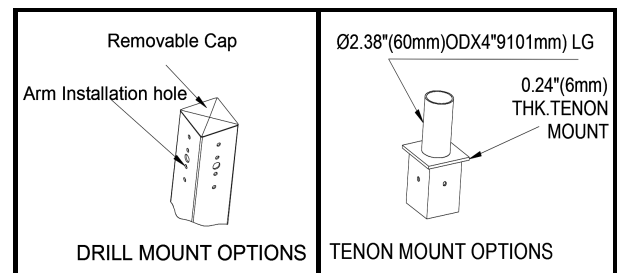
ORDERING EXAMPLE:

	10FT	4	11G	D	T
Company	Height	Size	Wall Thickness	Finish	Mounting
LPT	10FT (3.0M) 15FT (4.6M) 20FT (6.1M) 25FT (7.6M) 30FT (9.1M)	4 (4X4in.) 5 (5X5in.)	11 (11gauge)	D Dark Bronze	2.5 inch adapter

Fixture Configurations:



Light pole top:



Installation:

