

Wattage: 25W, 40W, 64W

Code: 90285-2-T




The Strip Light Series with its all-in-one, lightweight and slim with multiple mounting situations available put it at the top of the list for any ceiling area where bright light is needed. The Strip Light Series can be widely used for commercial and retail spaces, hallways, residential and commercial garages, and residential and commercial basements.



## FEATURES

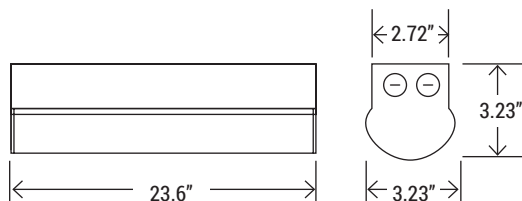
- Made of high quality aluminum material.
- Made of high quality PC material, high ignition point, more safe.
- White finish with Frosted PC lens.
- Lampshade-inner surface stripe design make the light diffusion angle greater and the light more uniform.
- 0-10V will be dim to 0%.



SPECIFICATION			
WATTAGE	(2FT) 24W/30W/35W	(4FT) 40W	(8FT) 64W
LUMEN	2877 Lm / 3839 Lm/ 4228 Lm	5200 lm	8320 lm
EFFICACY	up to 130 lm/W	130 lm/W	130 lm/W
CCT	3500K/4000K/5000K	3000K/4000K/5000K	4000K, 5000K
CRI	80		
INPUT VOLTAGE	AC100-277V		
LIGHT ANGLE	120°		
POWER FACTOR	0.90		
DRIVER EFFICACY	90%		
DIMMING	0-10V will be dim to 0%		
LIFE SPAN	over 50,000 hrs		
WORKING TEMPERATURE	-4°F ~ 104°F		
L70	50,000 hours		
PROTECTION LEVEL	Damp locations		
CABLE	Input connect, No cable		
WARRANTY	5 year limited		


**Wattage: 25W, 40W, 64W**

## DIMENSION




<b>WATTAGE</b>	24W
<b>GR. WEIGHT</b>	8.88 lbs/carton
<b>BOX DIM.</b>	26.2" x 7.5" x 7.7"

**2'**  
FIXTURE



<b>WATTAGE</b>	40W
<b>GR. WEIGHT</b>	24.2 lbs/carton
<b>BOX DIM.</b>	50.6" x 7.5" x 7.7"

**4'**  
FIXTURE



**8'**  
FIXTURE

<b>WATTAGE</b>	64W
<b>GR. WEIGHT</b>	41.5 lbs/carton
<b>BOX DIM.</b>	98.8" x 7.5" x 7.7"

## EMERGENCY BACK-UP (SOLD SEPARATELY)



**BLD-CM20N-480800-15W**  
15W Emergency Backup Battery  
LED Driver

## CONTROL (SOLD SEPARATELY)



**BRI810 // BRI810-B-M6**  
Microwave Motion Sensor



**BRI819 FOR LHB //**  
**BRI819P-B-D AC120-277V**  
Motion Sensor



**RC-100**  
Microwave Sensor  
Remote Controller

## ORDERING INFORMATION

EXAMPLE:

LPT	ST	4FT	40W	CCT
PRODUCT	PRODUCT	SIZE	WATTAGE	CCT
	ST (Strip Light)	2FT (2-foot)	24W - (24W/30W/35W)	CCT (35K/40K/50K)
		4FT (4-foot)	40W - (40W)	CCT (30K/40K/50K)
		8FT (8-foot)	64W - (64W)	40K - (4000K) 50K - (5000K)

**Wattage:** 25W, 40W, 64W

## MOUNTING



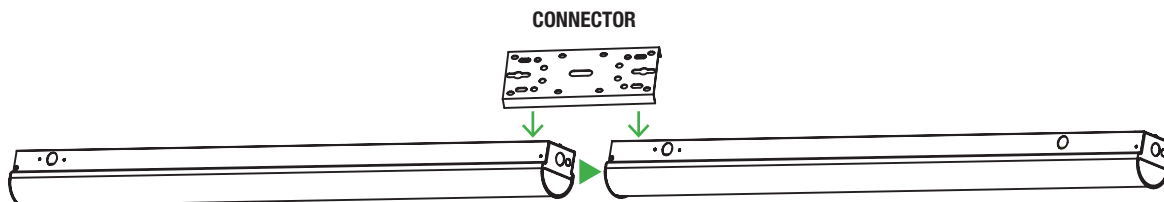
**SUSPENDED MOUNTING**  
(Hardware included)



**SUSPENDED MOUNTING**  
(Hardware sold separate)



## CONNECT IN SERIES



## DIMMING WIRING DIAGRAM

