



DISTRICT OF COLUMBIA
PUBLIC SCHOOLS

Oyster-Adams Bilingual School Community Meeting

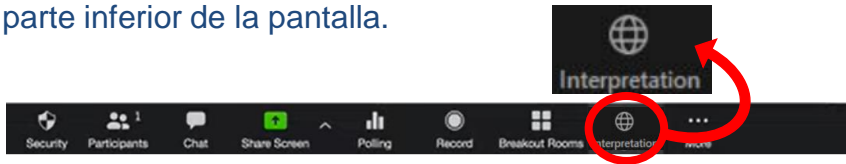


Spanish Interpretation

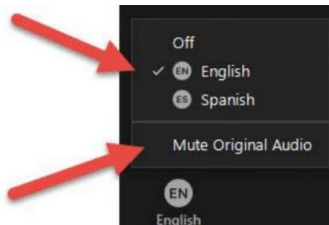
Interpretación al español

En una computadora:

1. Pulse en el icono del globo de interpretación en la parte inferior de la pantalla.



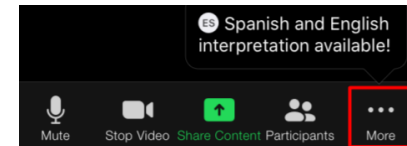
2. Pulse en el icono español/Spanish.



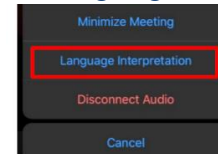
3. Pulse en "Mute Original Audio" (silenciar el audio original) para silenciar todos los demás idiomas.

En un dispositivo movil/tableta:

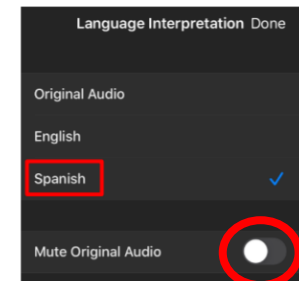
1. Pulse en los tres puntitos que dicen "More" (mas).



2. Pulse en "Language Interpretation" (interpretación del lenguaje).



3. Pulse en español y pulse "Mute Original Audio" (silenciar el audio original) para silenciar todos los demás idiomas.



INTRODUCTIONS

- Introductions
- Modernization Overview
- Ed Specs
- Recently Completed Projects (Photos)
- Engagement Process
- Closing, Q&A, Next Steps



INTRODUCTIONS

- DCPS Facility Planning and Design
 - Mark Dixon – Engagement Manager
 - Renee Pean – Design Manager
 - Matthew DelaCuesta - Specialist
- School Introductions
 - Oyster-Adams Bilingual School





MODERNIZATION OVERVIEW

WHAT DOES A MODERNIZATION INVOLVE?

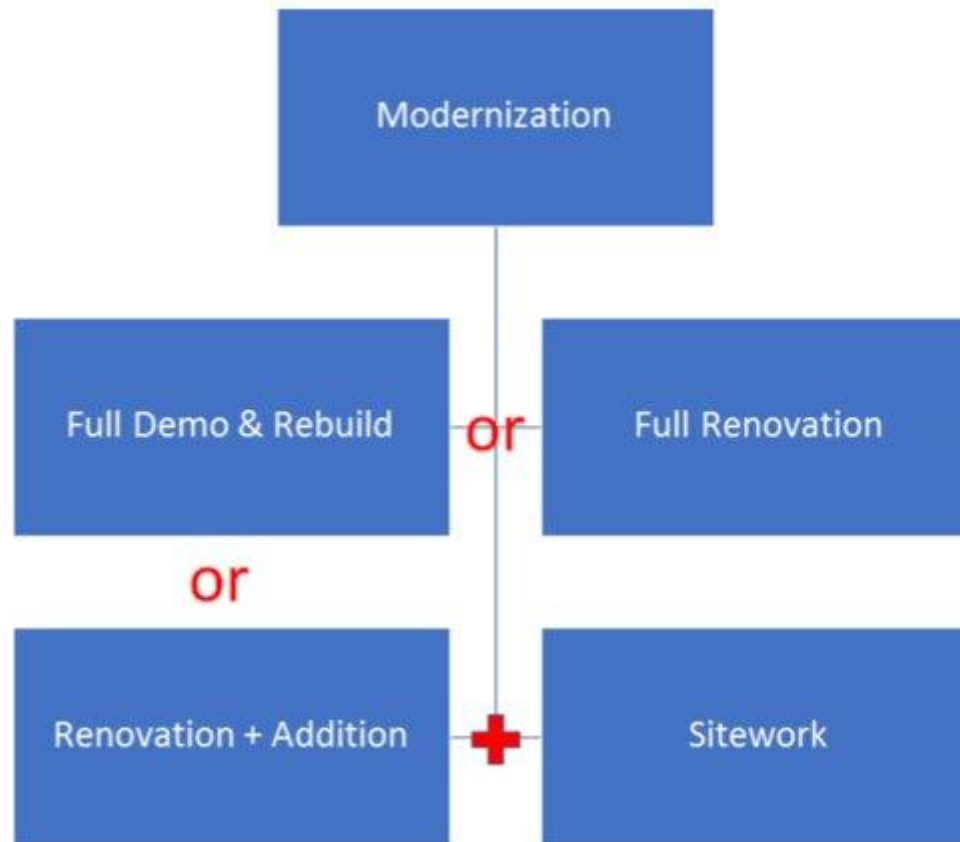
Project Scope Overview

- Your building will be modernized to meet the school's programmatic needs and DCPS Educational Specifications.
- Target Capacity: This will vary but is based on 10-year enrollment projections from the Master Facility Plan (MFP)
- This may include:
 - New building layout
 - New building systems (HVAC, Plumbing, Etc.)
 - New furniture and technology



WHAT DOES A MODERNIZATION INVOLVE?

Project Scope Overview



MODERNIZATION SCHEDULE

Overview Slide

Year 1

Planning and Design

- School Year 2022-23 (Fiscal Year 2023)

Year 2

Construction Year 1

- School Year 2023-24 (Fiscal Year 2024)

Year 3

Construction Year 2

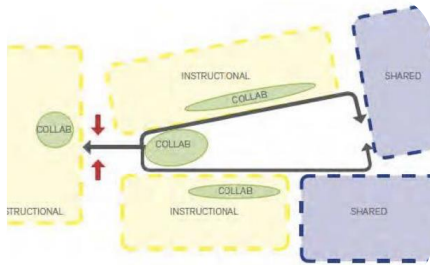
- School Year 2024-25 (Fiscal Year 2025)

Project Complete

- Open for School Year 2025-26

DESIGN PROCESS

The Four Phases of Design



Concept Design



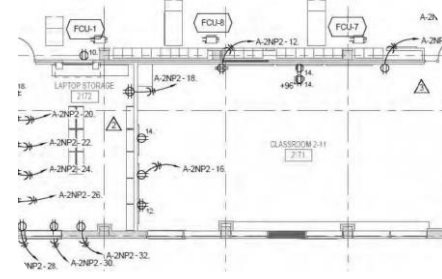
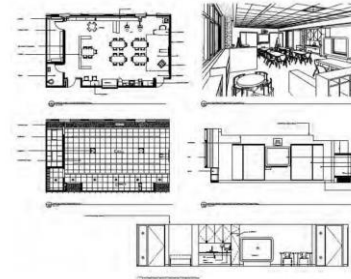
Schematic
Design



Design
Development



Construction
Documents





ED SPECS

EDUCATION SPECIFICATIONS

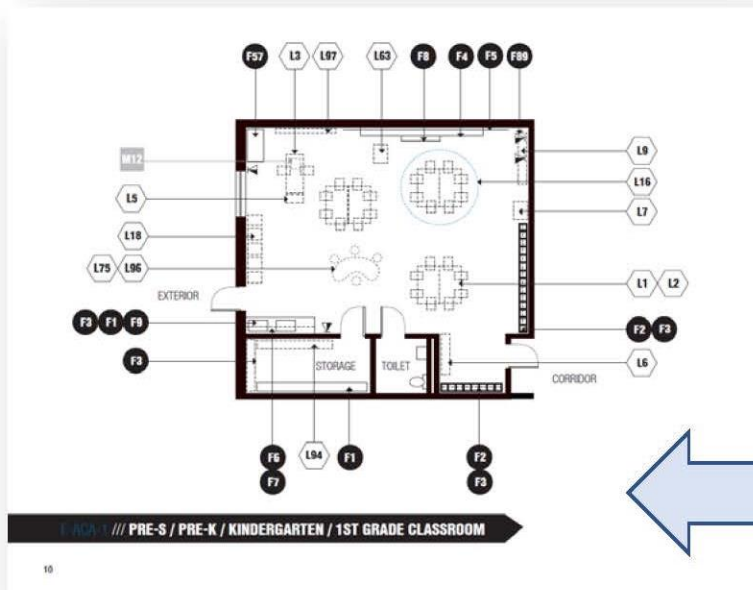
Elementary Schools

Ed Specs define the programmatic, functional, spatial and environment requirements of the facility, while aiming to achieve the most ideal conditions for learning- based on enrollment projections.



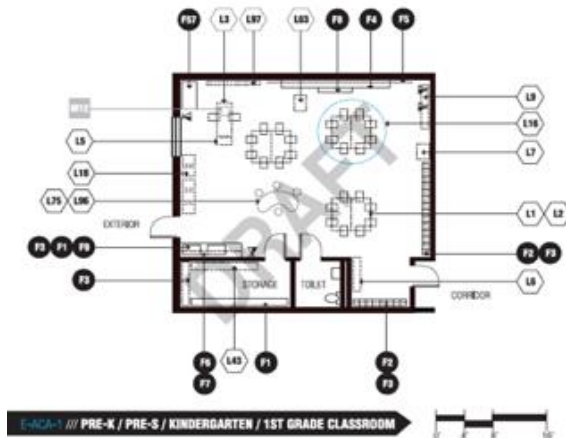
The Ed Specs also provide equity and consistency in space programming by communicating the District's standards and design considerations.

For more information, visit [DCPS Modernizations – Ed Specs](#)



EDUCATION SPECIFICATIONS

- District-wide Ed Specs: Identify design features of the building environment, including spatial sizes, relationships, room quantities, and other design or programming elements that affect learning and teaching.
- School-specific Ed Specs: Adapted from District-wide standards based on school enrollment and programming.



SPACE	325 STUDENTS		
	QTY	SF	TOTAL
ACADEMIC CORE AREA			
Pre-S/Pre-K/Kindergarten /1st Grade Classroom	6	1,175	7,050
Pre-S/Pre-K/Kindergarten/ Restroom**	6	--	--
Early Childhood Montessori*	--	1,175	--
Early Elementary Resource/ Small Group Room	1	350	350
Outdoor Storage-Early Childhood	1	200	200
Grades 2-5 Classroom	8	900	7,200
Project Lab / Science Lab	1	1,000	1,000
Discovery Commons Activity Area	2	800	1,600
Resource / Small Group Room	3	350	1,050
Self Contained Classroom	2	900	1,800
Speech / OT / PT	2	200	400
Independent Area***	1	75	75
SPED Coordinator Office	1	150	150
Student Services	2	150	300
Teacher Collaboration Room	2	300	600
Textbook / Cart Storage	3	200	600
Outdoor Classrooms / Gardens***	1	900	900
TOTAL			23,275

Education Specifications

The Oyster-Adams Ed Spec space summary tailors the district-wide Ed Specs' program space requirements to meet the unique programmatic needs of the school.

Space Description (Classrooms)	Quantity
ECE Classrooms	0
K & 1 st Grade	0
2 nd – 5 th Grade	7
6th- 8th Grade	12
Art Lab	2
Music	2
Specials Lab	2



Aerial View





RECENTLY COMPLETED PROJECTS

Recently Completed Projects

Exteriors



Recently Completed Projects

Entry Way Plazas




Recently Completed Projects

Hallways and Transition Spaces



Recently Completed Projects

Discovery Commons Areas



Recently Completed Projects

Inside Our Classrooms



Recently Completed Projects

Inside Our Classrooms



Recently Completed Projects

Gymnasium



Recently Completed Projects

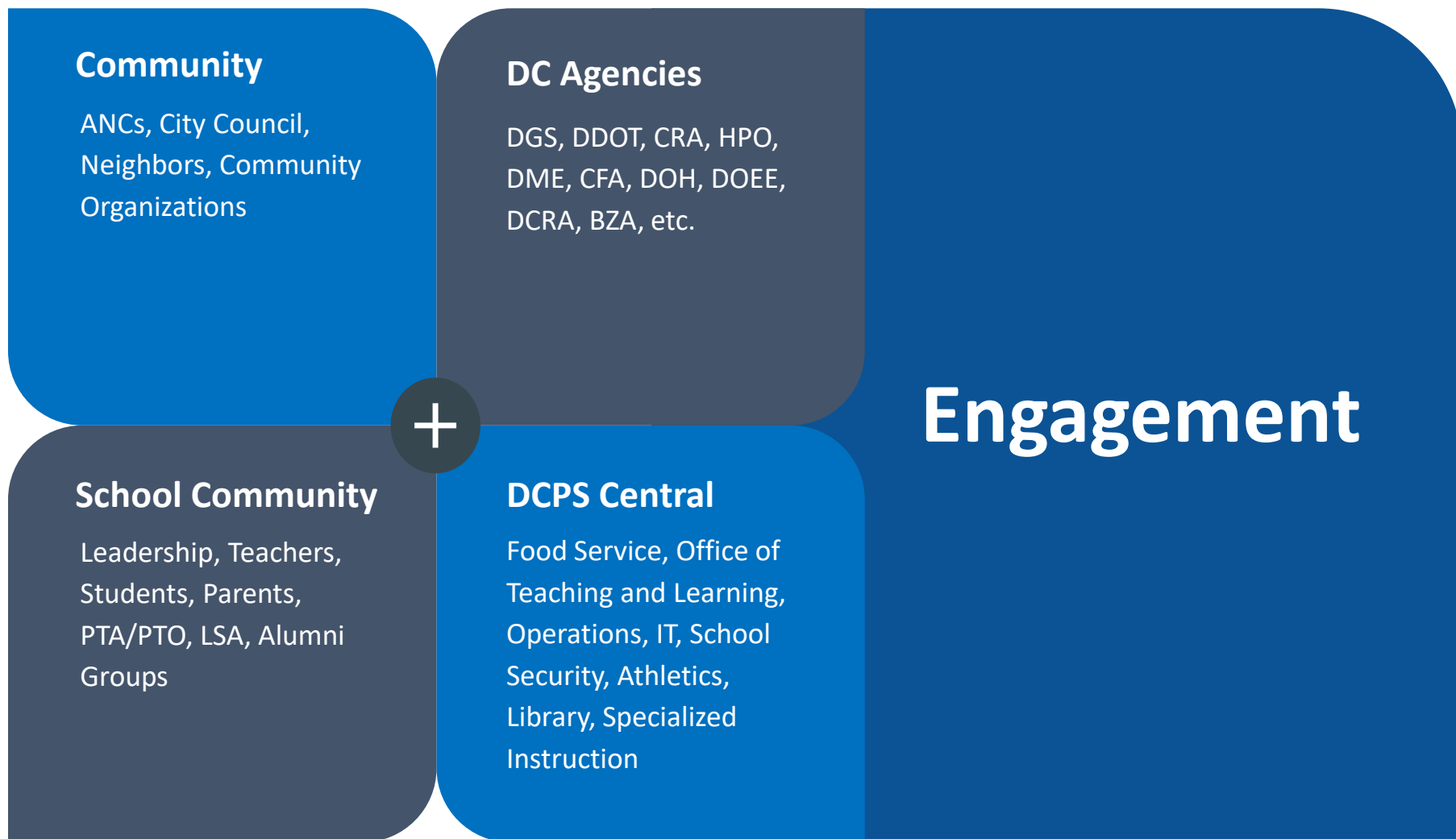
Playground and Field





ENGAGEMENT

STAKEHOLDER ENGAGEMENT



WHAT IS A SIT?

- A School Improvement Team (SIT) is an advisory group for the modernization that includes school staff, families, and community members.
- The SIT has two primary roles:

1. To provide insight into the school and community's perspective during a modernization project.
2. To serve as the link to the broader community by sharing project information and materials.

A School Improvement Team (SIT) will be established in School Year 2022-23

- A full time DCPS Project Manager will be assigned.
- This person will be the main POC on the project and will conduct all public facing meetings.

*We also hold meeting the larger community to make big announcements and presentations.

Meeting Tracker

Aiton ES	Name of Meeting	Community Meeting or SIT	Date(s)
Design Phase	Introduction of Project	Community Meeting	April 26, 2022
	Intro of Project to ANC	Community Meeting	May/June, 2022
	Kick-off with Design Team Meeting	SIT Meeting	
	Concept Design Presentation Meeting	SIT	
	Concept Design Feedback Working Meeting	SIT Meeting	
	Schematic Design Presentation Meeting	SIT Meeting	
	Schematic Design Feedback Working Meeting	SIT Meeting	
	Design Development Presentation Meeting	SIT Meeting	
	Introduction to the Contractor	Community Meeting	
Construction Phase	Back to School Design Update	SIT Meeting	
	Interiors Concept Overview	SIT Meeting	
	During Construction	Community Meeting	
	Exterior Site Furnishings/Playground Part 1 - Visioning	SIT Meeting	
	Exterior Site Furnishings /Playground Part 2 – Working Meeting	SIT Meeting	
	FF&E/Construction Update/Tour	SIT Meeting	
Can occur during either phase, be merged, and/or as needed in no particular order	ANC Project Update	Community Meeting	
	PTA/PTO	Community Meeting	
	Tabling at School Events (if needed)	Community Meeting	
	Site Tours	Community Meeting	
	Civic/Citizens Association Meetings (as needed)	Community Meeting	
	BZA (if needed)	Community Meeting	
	Historic Societies (CFA; HPRB)	Community Meeting	



NEXT STEPS AND
QUESTIONS

CLOSING

Next Steps

- Procurement will be underway with DGS to release RFP's in Early Fall
- A DCPS Project Manager will be assigned in Fall 2022 who will be your primary Point of Contact.
 - The PM will attend a PTO / LSAT meeting in the fall to give a status update.
- We anticipate that the project will be awarded and the SIT process will kick off late Fall/early Winter.

For immediate questions, contact:
mark.dixon@k12.dc.gov

