


How to Opt Into the International MLS [IMLS]

How to Opt-In to IMLS Step 1



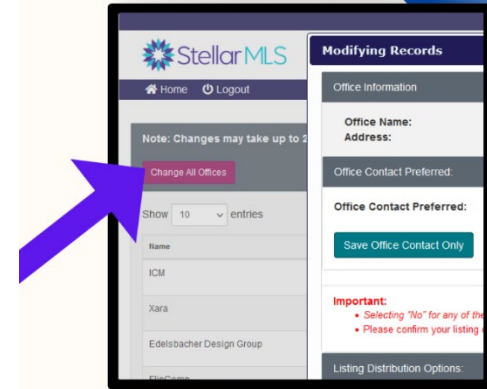
1. Click on the "My MLS Account" tab.

How to Opt-In to IMLS Step 2



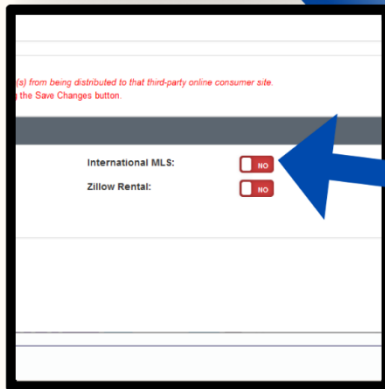
2. Click on the "Listing Distribution" option.

How to Opt-In to IMLS Step 3



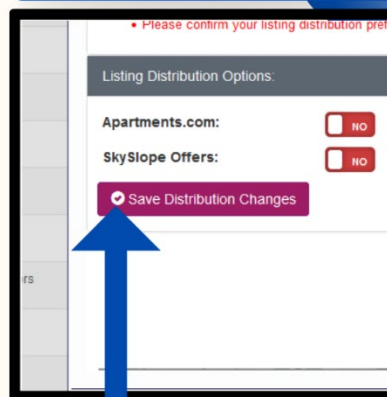
3. Select "Change All Offices".

How to Opt-In to IMLS Step 4



4. Toggle IMLS to "ON".

How to Opt-In to IMLS Step 5



5. Save your changes.