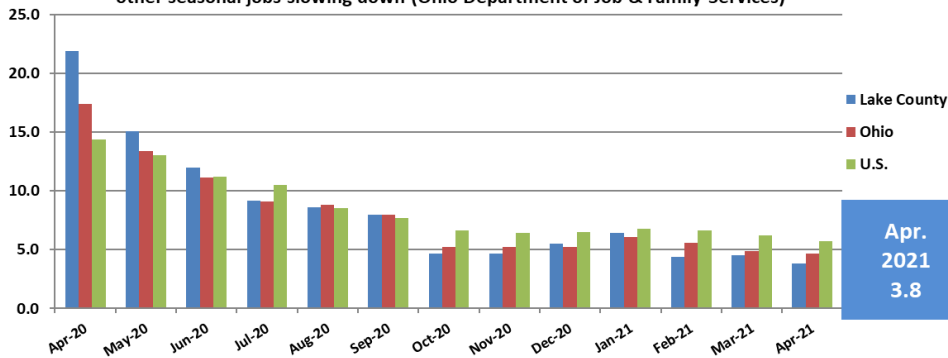


Unemployment-Not Seasonally Adjusted

Note: Rates commonly higher in Jan./Feb. due to work in construction, agriculture and other seasonal jobs slowing down (Ohio Department of Job & Family Services)



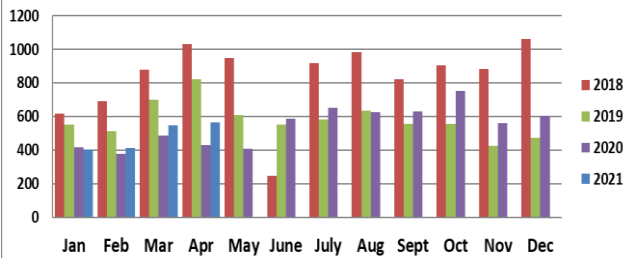
Increase/Decrease in
Lake County from March
to April 2021

15.6%

Increase/Decrease in
Lake County from April 2020
to April 2021

576%

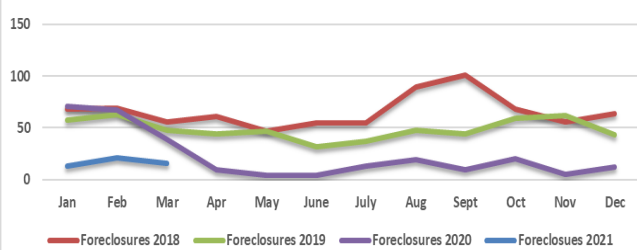
Property Transfers Jan. 2018 - Apr. 2021



Property
Transfer
Change from
Mar. to Apr.
2021

2.5%

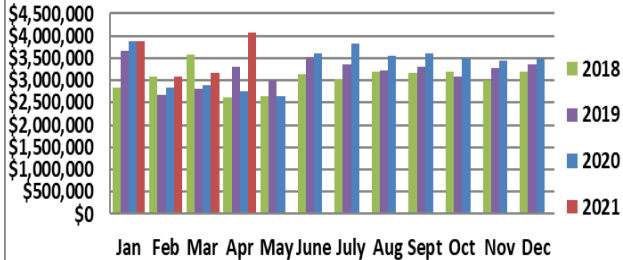
Foreclosures 2018 - 2021



Foreclosures
Change from
Q4 2020 to
Q1 2021
**Published
Quarterly**

35%

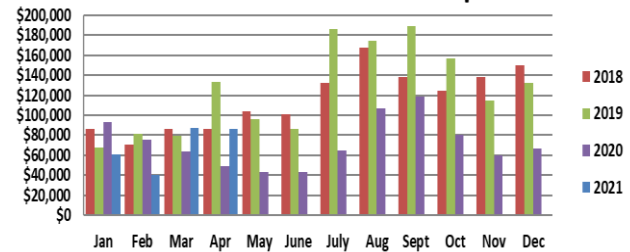
Sales Tax Revenue Jan. 2018 - Apr. 2021



Sales Tax
Revenue,
Change from
Apr. 2020 to
Apr. 2021

33%

Hotel Tax Revenue Jan. 2018 - Apr. 2021



Hotel Tax
Revenue
Change from
Apr. 2020 to
Apr. 2021

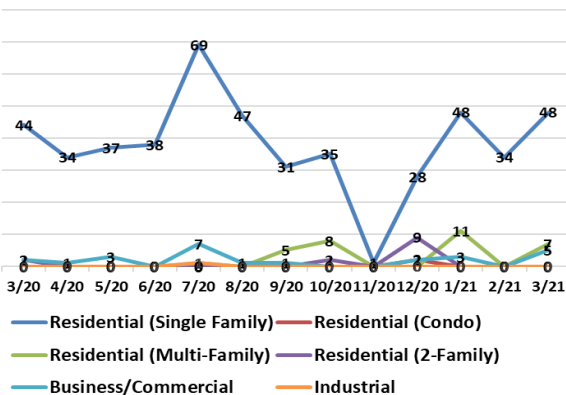
43%

*Rate Increased .5% in 04/12 for Lake County.

*Rate Increased .25% in 01/13 and .25% in 09/13 for all of Ohio (proceeds sent to OH).

*Rate increased from 3% to 5% in 07/17.

Building Permits Mar. 2020 - Mar. 2021



**8 Commercial
Building Permits for
2021**

*As of 06.13.2020 most current data available

**130 Residential
Building Permits for
2021**

MONTH	MARRIAGES	BIRTHS	DEATHS
January	43	437	1378
February	50	417	1115
March	63	708	976
April	96	763	871
May			
June			
July			
August			
September			
October			
November			
December			
YTD TOTAL	252	2325	4340

AVAILABLE PROPERTIES

Visit our website at www.lcport.org for more information!
Search available properties here: <https://lcport.org/search-properties>

