

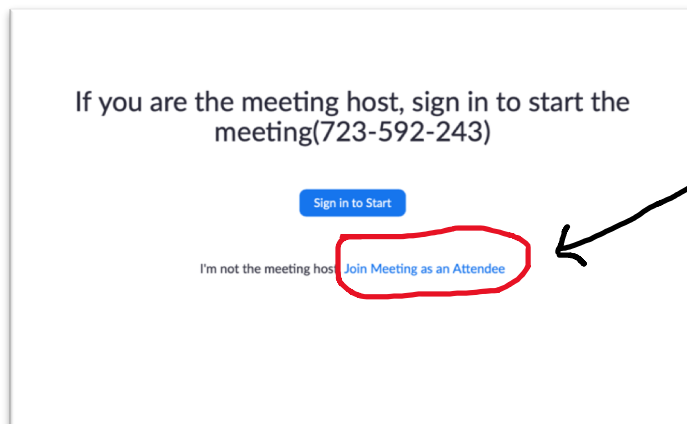


How to join our Terry McMillan event

Click on <https://bit.ly/TerryMcMillan>

You can click on this at any time, but there won't be anything going on until 6:30 p.m. Thursday, April 9. However, it's fine to go through everything now.

The first screen you'll see is this (screenshots are from a Mac):



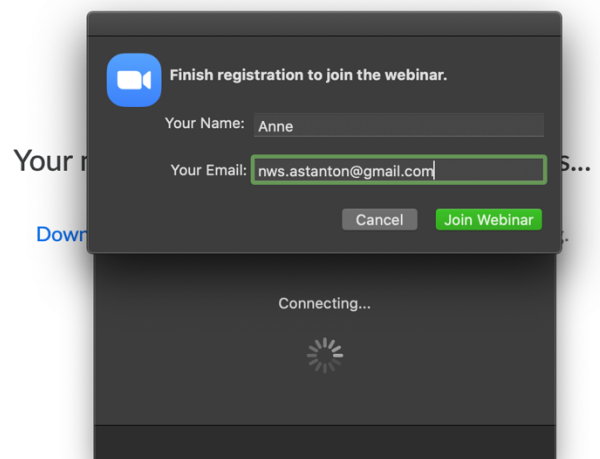
(You are not the host. Sorry.)

Click on Join Meeting as an Attendee.

The next screen will look like this →

Type in your name. This will show up in an attendees list that the moderator can see. The moderator will also use that name if you ask a question that is asked aloud during the event, unless you send the question anonymously (more on that below).

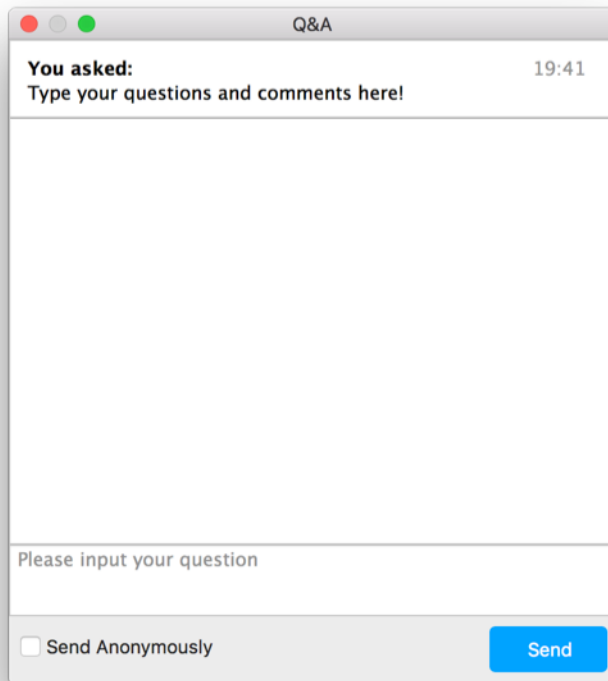
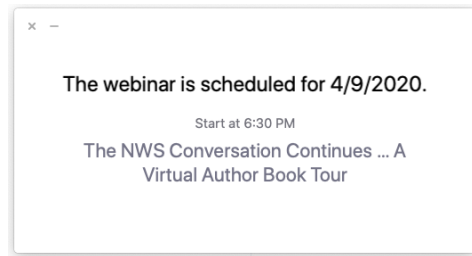
Type in your email address and click "Join Webinar."



Because the event doesn't start until 6:30 p.m. Thursday, April 9, you'll see this screen for now →

If it's after 6:30 p.m. April 9, you'll be sent directly to the event. We'll have a slide show to keep you entertained until Terry McMillan and Rochelle Riley take the "stage" at 7 p.m.

You'll have the opportunity to ask questions during the conversation. Moderator Doug Stanton will read selected questions aloud at the appropriate time and will attribute it to the name you typed in above, unless you check "Send Anonymously."

A screenshot of a Q&A form window. The title bar says "Q&A". Inside, it says "You asked:" followed by a timestamp "19:41" and "Type your questions and comments here!". Below this is a large text input area. At the bottom, there is a label "Please input your question" and a checkbox labeled "Send Anonymously". A blue "Send" button is located at the bottom right.