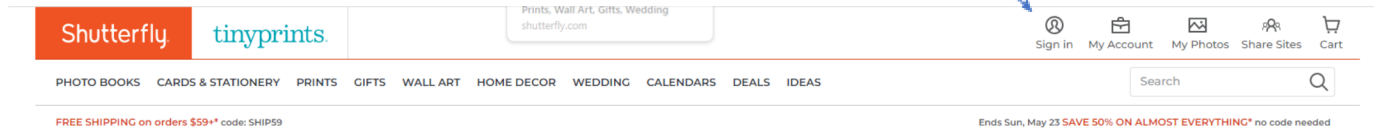


## Getting into Shutterfly and the Nelson's Farewell Book

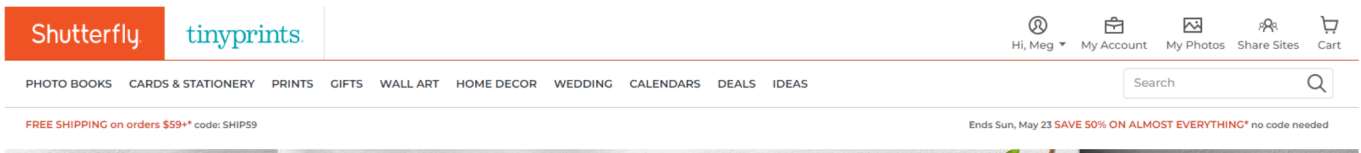
- Go to Shutterfly.com
- Click on "Sign In"



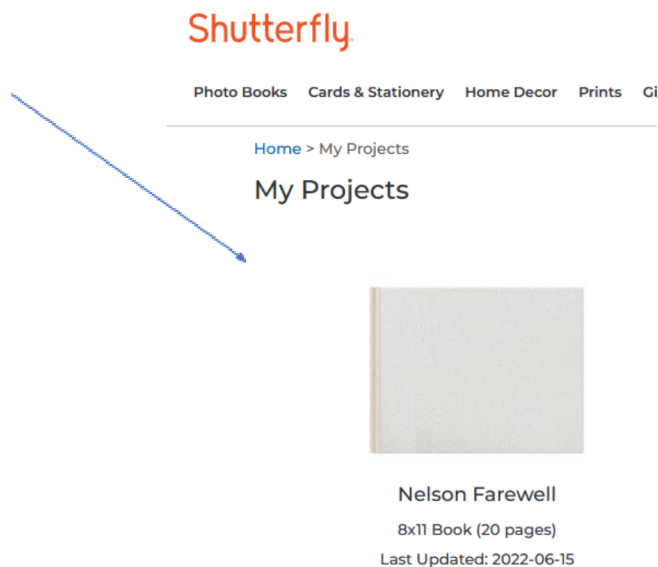
Email address: knilsenjohnson@arkanddove.org

Password: NelsonFarewell

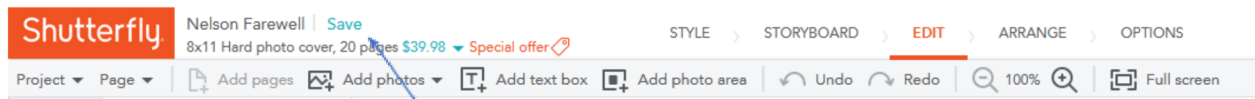
- Click on "My Account"



- In the middle of the screen you will see "My Projects" and "Nelson Farewell". Click on "Nelson Farewell"




- This will open up the book that has been created for the Nelsons. Pick a page and add your message for them.
- Be sure to save your message when you are finished (don't forget to include your name!).



## Navigating the pages of the book

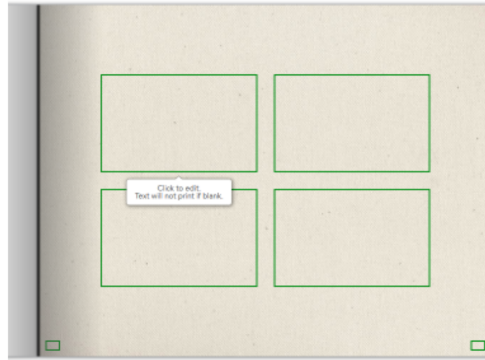
- When the book opens on the page you will be viewing the front and back cover. PLEASE DO NOT PUT ANYTHING ON THESE PAGES.



- Use the arrows on either side to turn the pages.



- As you move your cursor over the page green boxes will appear. These are text boxes.



- When you click on a text box you will see a column appear to the left of your screen. You will have options to choose from.

Font styles

Font color

Spacing

Type your message in this box.

CancelOK

Mrs Eaves Bold

Italic14-+

Charcoal

☐ Auto fit

<>

When you are finished click "OK".