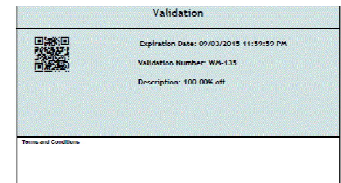


## Steps to Using a QR Code:


1. When coming into the deck press the “Ticket” button on the machine to receive an entry ticket.




2. Obtain a copy of the QR Code while on campus.



3. When exiting the deck reinsert the entry ticket into the machine so it can calculate time spent and the associated fee.



4. Scan your QR Code on the scanner just left of the machine.



5. If you are experiencing problems and there is no attendant nearby please hit the “i” button and someone from our Command Center will be with you shortly.

