

How to use Amazon Smile on your iPhone (and support Veterans Bridge Home as you shop)

Thank you to everyone who has started supporting Veterans Bridge Home by shopping through Amazon Smile. The question is, how do you do this on the move through your iPhone?

You cannot use Amazon Smile with the Amazon App on the iPhone. However, the good news is that you can set up a shortcut to the Amazon Smile website which gives a near identical experience to the app. It's very quick and easy to do.

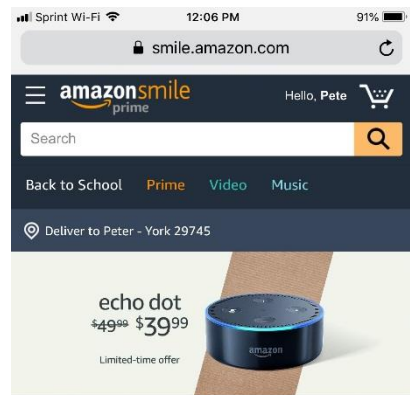
1. If you have the Amazon App installed you should remove it. To do this, tap and hold the app icon until it starts to jiggle. Tap the cross at the top left of the icon and confirm that you want to delete it. Don't worry, this will not delete your Amazon account or any of your settings.



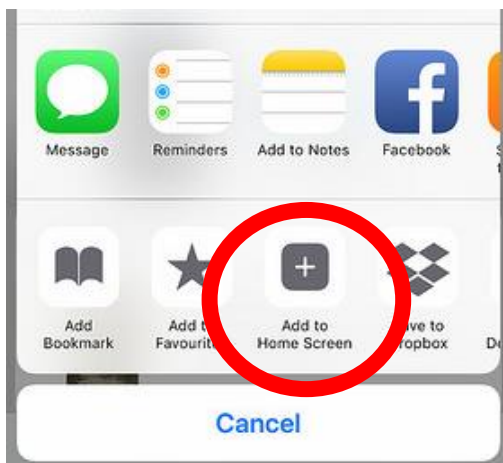
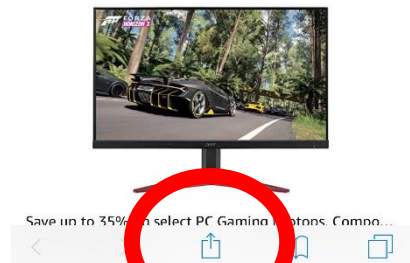
2. Now load Safari (the iPhone internet browser) and go to smile.amazon.com.

3. Tap the 'share' button  on the bottom of the screen.

4. Tap the 'Add to Home Screen' icon. You may need to swipe to the left to see this.



Deal of the Day



5. You will now have an Amazon Smile icon on your home screen which you can use in exactly the same way you used the Amazon App.

Thanks again for choosing Veterans Bridge Home!

