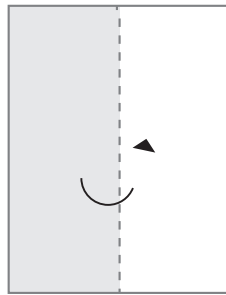


How to Make a Paper Football



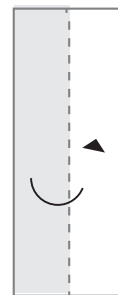
Step 1

Fold a single sheet of paper lengthwise.



Step 2

Fold the paper lengthwise again.



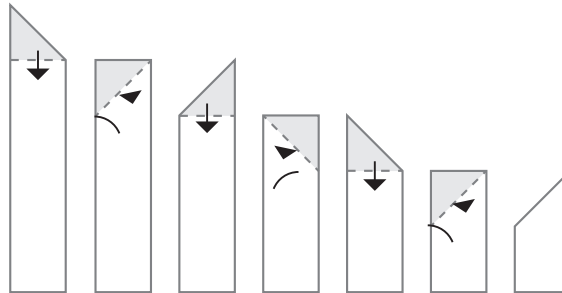
Step 3

Once more, fold the sheet of paper lengthwise. The shape of the paper should now be a long rectangle.



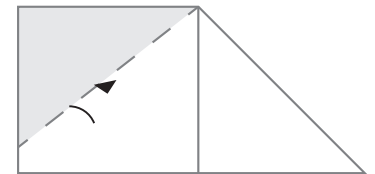
Step 4

Starting at the top right corner, begin to fold the sheet of paper diagonally, forming a triangle shape.



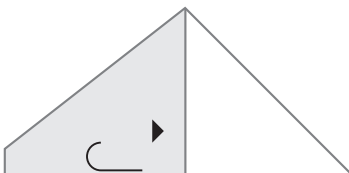
Step 5

Continue folding the paper diagonally until there is only a small amount of paper left at the sheet's base.



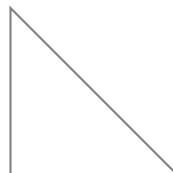
Step 6

Fold the leftover paper over onto itself.



Step 7

Finally, tuck the end of the strip into the last fold, to keep your football in its triangular shape.



Step 8

Now you have a paper football.