


What to do on the first day of school

On Monday, August 17th at 8:20am, here is what I need to do:

Sign in to my Google account

STEP 1 = Go to www.google.com

STEP 2 = Click on "Sign in"



STEP 3 = Enter your school google email

Email: first letter of first name, first letter of last name, student ID@smfcsd.me

Example: pc123456@smfcsd.me

(Tip: you can find your student ID number on your paper class schedule)

2018-2019	Student Class Schedule						8/11/2020
Student ID	Last Name	First Name	Middle Name	Gender	Grade	Birthdate	
21107737							

STEP 4 = Enter your password (**Example:** 19731015)

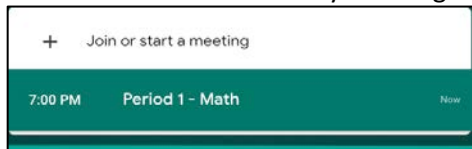
PASSWORD: Date of Birth (year, month, day)

SUCCESS! You are now signed in to your school Google account.


How do I join my teacher's Google Meet? (Same steps for your other classes)

STEP 1 = Enter meet.google.com

STEP 2 = You will see any meetings scheduled by your teacher (you will see the time and meeting name)



STEP 3 = Click on the meeting for your 1st class and then click on the green "Join Now" button



How do I check my teacher's Google Classroom? (Same steps for your other classes)

STEP 1 = Enter classroom.google.com


STEP 2 = On the homepage you will see all your teachers' Google Classrooms

STEP 3 = Click on a class and at the top, go to "Classwork" to find out your assignment. Your teacher will give more information in the Google Meet.



How do I check my Google email?

STEP 1 = Go to google.com and on the top right, click on "gmail"



Examples of emails you will get:

- Notifications from your teacher's Google Classroom
- Invitation for your teacher's Google Meet

Any Questions?

Contact:

Ms. Hildreth (6th grade counselor)

shildreth@smfcsd.net

650-524-5709 (Call or text)

Mr. Chang (7th grade counselor)

schang@smfcsd.net

650-713-4091 (Call or text)

Ms. Alexander (8th grade counselor)

laalexander@smfcsd.net

650-539-4241 (Call or text)