

STORK: Rhogam Rho(D) (Nurses and Providers)

Ordering and Administering Rhogam



Table of Contents

Consents	1
Rhogam Rho(D) Orders	1
Coming to the Hospital from the office	1
Patient with a paper script.....	3
Arrival in Triage	4
In-Patient	5
Reprinting Blood Product Request Form.....	7



Workflows may vary between Facilities.

Consents

Rhogam does not require a separate consent. It is considered a medication and is included within the overall Consent for treatment.

Rhogam Rho(D) Orders

Out-Patient Orders

			Outpatient Triage Rh Immune Globulin Orders (aka Rhogam)
			OP Rh Immune Globulin (For patients receiving Rho(D) Immune Globulin in the Hospital L&D/Infusion department at a RWJBH Hospital)

In-Patient Orders

			Inpatient Antepartum Dose of Rh Immune Globulin (aka Rhogam)
			Inpatient Postpartum Dose of Rh Immune Globulin (aka rhogam)
			Rh Immune Globulin- Select the Proper Vial Amount Based on the Patient's Kleihaur-Betke Lab Results (aka rhogam)

Coming to the Hospital from the office

- Order can be placed in an office visit or orders only encounter.
- Sign and Held – Phase of Care: Pre-Delivery

OP Rh Immune Globulin (For patients receiving Rho(D) Immune Globulin in the Hospital L&D/Infusion department at a RWJBH Hospital)

Orders Clear All Orders

OP Rh Immune Globulin (For patients receiving Rho(D) Immune Globulin in the Hospital L&D/Infusion department at a RWJBH Hospital) Manage User Versions Remove Order Sets

Rh Immune Globulin Orders

Select the Hospital that the Patient is to Receive Rho(D) Immune Globulin Injection

☐ Community Medical Center
☐ Jersey City Medical Center
☐ Monmouth Medical Center
☐ New Brunswick
☐ Somerset

Additional SmartSet Orders

Search for additional order set orders

You can search for an order by typing in the header of this section.

- Order Panel will vary depending in which facility is being ordered at. It will include Type and Screen to be drawn by OP Lab or on the unit depending on your standard workflow. Prepare Rho(D), and the Rho(D) medication.

☐ Community Medical Center
☐ Jersey City Medical Center
☒ Monmouth Medical Center

☒ Outpatient Rh Immune Globulin For patients receiving Rho(D) Immune Globulin in the Infusion department at the Monmouth Medical Center

☒ Infusion Appointment Request - SmartSet ■
 Routine, Expires: 4/19/2024, Schedule appointment at most 0 days before or at most 0 days after, MMC OP INFUSION

☒ Type and Screen (Rho(D) Workup) ■
 Expires: 4/20/2024, Lab Collect, Blood, Venous, Blood, Resulting Agency - MONMOUTH HOSPITAL

☒ Prepare Rho(D) immune globulin
 Once, today at 1530, For 1 occurrence
 Vials to Dispense: 1
 Other, Other, Transfusion Products and Meds, Sign and Hold

☒ rho(D) immune globulin injection 1,500 Units
 1,500 Units (300 mcg), intramuscular, During hospitalization, Starting today at 1629, For 1 dose, Transfusion Products and Meds
 Sign and Hold

☐ New Brunswick
☐ Somerset


- Patient arrives at Hospital, is registered, and goes to Outpatient Lab for the Type and Screen (Rho(D) Workup)
- Phlebotomist arrives the patient in OP Lab and releases the Type and Screen lab, collects the specimen, and sends it to the Blood Bank.
- Patient is instructed to proceed to L&D in about an hour.
- Blood Bank results the Type and Screen and notifies L&D that a patient will be presenting needing Rho(D)
- L&D schedules the patient for an outpatient appointment using the Snapboard.**

Today's Appointments (2) - L&D			
Name	Appt Status	Visit Type	Appt Time
Bell, Kristi-RC	Scheduled	INJECTION	0900

- The nurse arrives the patient on the unit using the Arrival button on the L&D Grease Board
- Once the patient is arrived on the unit, the nurse will release the Sign and Held orders for the Rhogam
- The order will trigger the requisition to print in the blood bank and the request form will print at the nurses station.
- The Blood Bank will notify the nurse when the Rhogam is ready to be picked up.
- The printed Request form will be brought to the Blood Bank to release the product.
- In the MAR, the patient and Rhogam will be scanned and the injection will be administered to the patient.
 - Rhogam is not a high risk medication and does not require dual sign-off
- The standard paperwork that accompanies the Rhogam will be filled out with one copy going to the patient, one to the blood Bank and one stays in the patient chart.

Patient with a paper script

- Patient arrives at Hospital, is registered and goes to Outpatient Lab for the Type and Screen (Rho(D) Workup
- Phlebotomist arrives the patient in OP Lab and places the order for Type and Screen (Rho(D) Workup), collects the specimen, and sends it to the Blood Bank.

✓  Type and Screen (Rho(D) Workup) ■
Expires: 10/15/2022, Lab Collect, Blood, Venous, Blood, Resulting Agency - SOMERSET HOSPITAL

- Patient is instructed to proceed to L&D in about an hour.
- Blood Bank results the Type and Screen and notifies L&D that a patient will be presenting needing Rho(D)
- L&D schedules the patient for an outpatient appointment using the Snapboard.

Today's Appointments (2) - L&D			
Name	Appt Status	Visit Type	Appt Time
Bell, Kristi-RC	Scheduled	INJECTION	0900

- The nurse arrives the patient on the unit using the Arrival button on the L&D Grease Board

- Once the patient is arrived on the unit, the nurse will place the orders for the Outpatient Rhogam. Since the patient came with a paper script the nurse can use Transcribed from Paper as the order mode.



- This panel includes the Type and Screen, prepare, and medication. The Type and Screen can be unchecked if the patient already had it drawn. If the nurse still orders it and the patient had it drawn, it will auto cancel the order.
- The order will trigger the requisition to print in the blood bank and the request form will print at the nurses station.
- The Blood Bank will notify the nurse when the Rhogam is ready to be picked up.
- The printed Request form will be brought to the Blood Bank to release the product.
- In the MAR, the patient and Rhogam will be scanned and the injection will be administered to the patient.
 - Rhogam is not a high risk medication and does not require dual sign-off
- The standard paperwork that accompanies the Rhogam will be filled out with one copy going to the patient, one to the blood Bank and one stays in the patient chart.

Arrival in Triage

- The Provider places the Outpatient Triage Rho(D) Order for the Rh-negative patient to receive Rhogam on the unit. This order set includes an order for a Type and Screen.

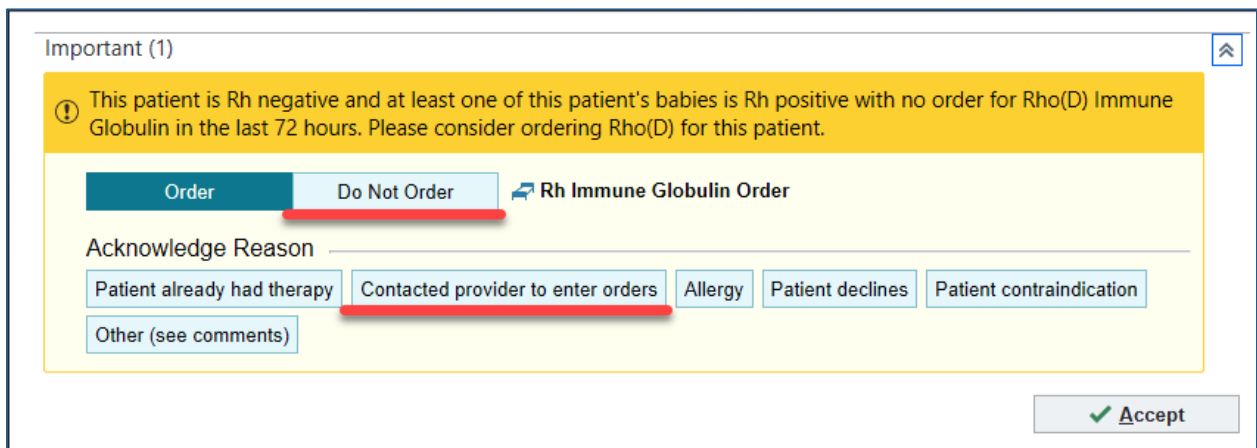


- The Nurse will draw the Type and Screen specimen (initial and date the label) and send to the lab.
- Be aware that an ABO Retype may be required for the nurse to draw.
- The Order will trigger a requisition form to print in the Blood Bank and a request form to print on the unit.
- The Blood Bank will notify the nurse when the Rhogam is ready to be picked up.
- The printed Request form will be brought to the Blood Bank to release the product.
- In the MAR, the patient and Rhogam will be scanned and the injection will be administered to the patient.
 - Rhogam is not a high risk medication and does not require dual sign-off

- The standard paperwork that accompanies the Rhogam will be filled out with one copy going to the patient, one to the blood Bank and one stays in the patient chart.

In-Patient

- The provider places the ABO RH and Fetal screen orders as part of the Postpartum order set for Rh-negative moms.
- The order for Rhogam (Rh Immune Globulin) is only available to Rh-negative patients.
- When a Rh-negative mother has a Rh-positive baby, the mother requires Rhogam.
- A BPA (Best Practice Advisory) will appear for both the nurse and the provider.
- All BPA's should be read and acted on appropriately by both the nurse and the provider.



- The nurse is expected to select **Do Not Order** and contact the provider to place the order unless other choices are required.
- When the Rho(D) immune globulin BPA appears for the provider, if indicated, the order for Rhogam should be placed

			Inpatient Antepartum Dose of Rh Immune Globulin (aka Rhogam)
			Inpatient Postpartum Dose of Rh Immune Globulin (aka rhogam)


- Once the Order is placed, an Order form will automatically print in the Blood Bank and a Request form will print at the nurses station.
- The Blood Bank will notify the nurse when the Rhogam is ready to be picked up.
- The printed Request form will be brought to the Blood Bank to release the product.

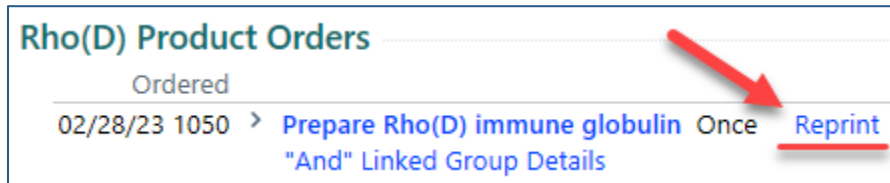
- In the MAR, the patient and Rhogam will be scanned and the injection will be administered to the patient. 1 Vial Rho(D) IG will be administered initially.
 - Rhogam is not a high risk medication and does not require dual sign-off
- The standard paperwork that accompanies the Rhogam will be filled out with one copy going to the patient, one to the blood Bank and one stays in the patient chart.
- When Fetal screen results are available, if additional vials are indicated, the provider places the following order. Epic will suggest the correct dose for administration.



Rh Immune Globulin- Select the Proper Vial Amount Based on the Patient's Kleihaur-Betke Lab Results (aka rhogam)

Reprinting Blood Product Request Form

- In the event a Blood Product request form needs to be reprinted
- Select the Flowsheets activity tab.
- Select the Blood flowsheet. (Search for it if necessary)
- Open the Transfusion Report 
- Find the Rho(D) Product Orders and Reprint

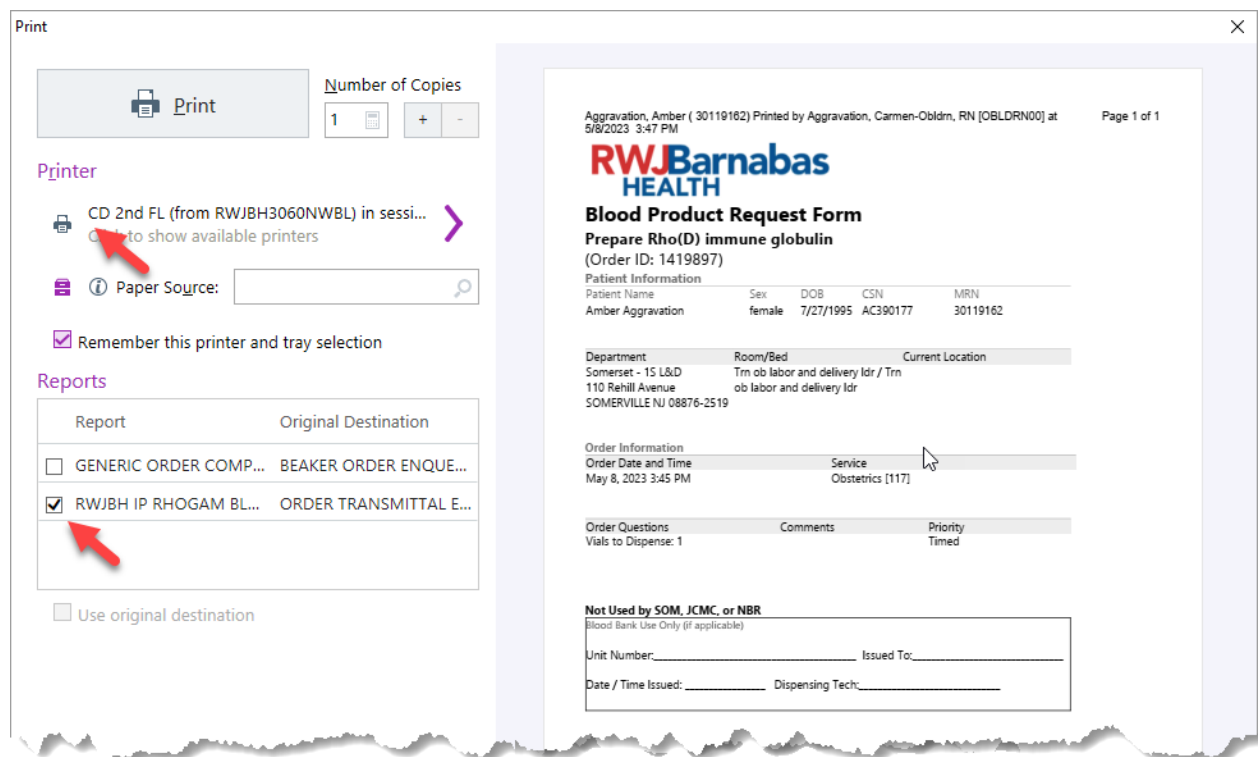


Rho(D) Product Orders


Ordered



02/28/23 1050 > Prepare Rho(D) immune globulin Once Reprint
"And" Linked Group Details

- Select the Printer, Order Transmittal, and then Print.






Print


 Print

Number of Copies: 1  

Printer

 CD 2nd FL (from RWJBH3060NWBL) in sessi... 

 Click to show available printers

 Paper Source:

☒ Remember this printer and tray selection

Reports

Report	Original Destination
<input type="checkbox"/> GENERIC ORDER COMP...	BEAKER ORDER ENQUE...
<input checked="" type="checkbox"/> RWJBH IP RHOGAM BL...	ORDER TRANSMITTAL E...

☐ Use original destination

Printed Form Preview:

Aggravation, Amber (30119162) Printed by Aggravation, Carmen-Obldm, RN [OBLDRN00] at 5/8/2023 3:47 PM Page 1 of 1

RWJBarnabas HEALTH

Blood Product Request Form
Prepare Rho(D) immune globulin
(Order ID: 1419897)

Patient Information

Patient Name	Sex	DOB	CSN	MRN
Amber Aggravation	female	7/27/1995	AC390177	30119162

Department Somerset - 15 L&D
110 Rehill Avenue
SOMERVILLE NJ 08876-2519

Room/Bed Trn ob labor and delivery ldr / Trn
ob labor and delivery ldr

Current Location

Order Information

Order Date and Time	Service
May 8, 2023 3:45 PM	Obstetrics [117]

Order Questions Vials to Dispense: 1

Comments

Priority Timed

Not Used by SOM, JCMC, or NBR
Blood Bank Use Only (if applicable)

Unit Number: _____ Issued To: _____

Date / Time Issued: _____ Dispensing Tech: _____