

June 8, 2022

Patient Lists Communication v1

This is not a tip sheet. For official training certified tip sheets, please use the Learning Home Dashboard.

What are Patient Lists?

- Patient Lists in Epic provide unique groupings of currently admitted patients for easy access to their medical records. In Epic, Patient Lists are divided between **"My Lists"** and **"Available Lists."**

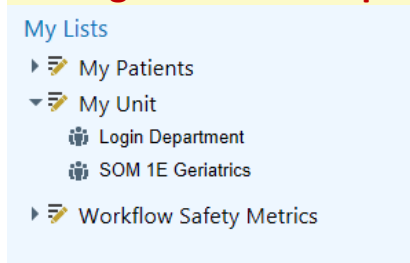
"My Lists":

- The **"My Patients"** List shows admitted patients that you are assigned to or are following.
- Patients appear on this list automatically when you are assigned to their treatment team as the admitting, attending, consulting, or primary care physician.
- Admissions staff might assign you, or you might assign yourself when consulting on a patient.
- When the consult order is placed to you as the consultant, it automatically puts that patient on your **"My Lists"** and the **"Practice Groups"** you are affiliated with.

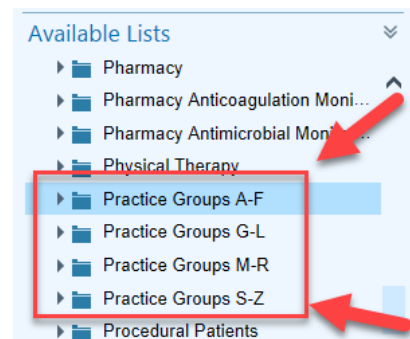
Available Lists:

- **"Practice Groups"** list patients currently in the hospital that are assigned to any of the attendings who belong to that named practice group.

Finding Practice Groups in Patient Lists

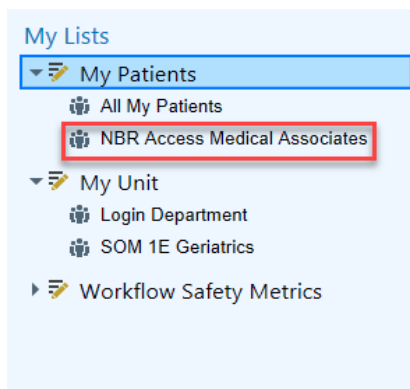


Here are your "My Lists"



Adding your "Practice Groups" to your "My Lists"

Once you locate your Practice Group, drag it to your "My Lists." Your Practice Group list will remain there. This is a one-time setup.



Here is your "Practice Group" list now located in your "My Lists."