

April 2024

Hunterdon County, NJ

Email: ester@core-realtors.com

New Listings**25****↑8.7%**from Mar 2024:
23**↑56.3%**from Apr 2023:
16

YTD	2024	2023	+/-
	83	69	20.3%

5-year Apr average: **24****New Pendings****18****↓-14.3%**from Mar 2024:
21**↑5.9%**from Apr 2023:
17

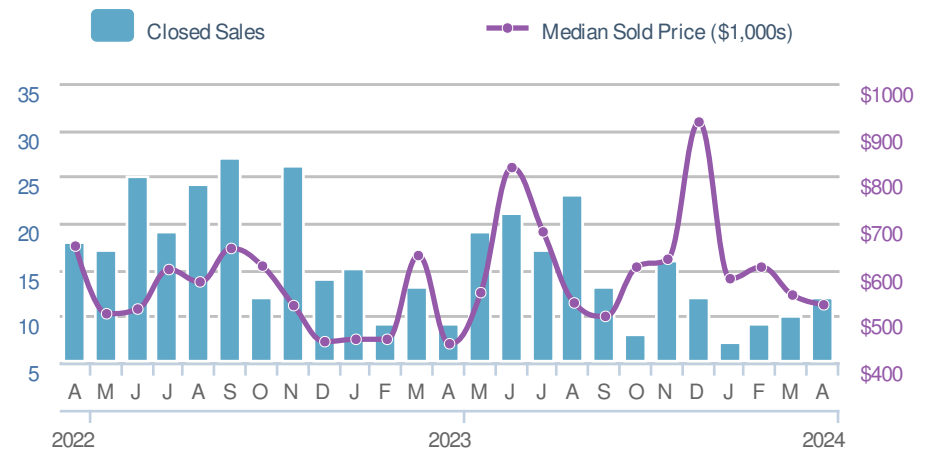
YTD	2024	2023	+/-
	63	66	-4.5%

5-year Apr average: **19****Closed Sales****12****↑20.0%**from Mar 2024:
10**↑33.3%**from Apr 2023:
9

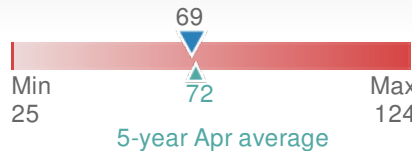
YTD	2024	2023	+/-
	39	48	-18.8%

5-year Apr average: **14****Median Sold Price****\$524,500****↓-3.8%**from Mar 2024:
\$545,000**↑19.2%**from Apr 2023:
\$440,000

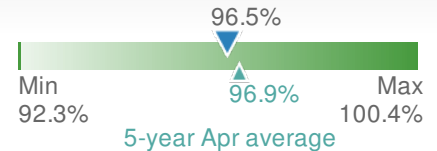
YTD	2024	2023	+/-
	\$550,000	\$545,000	0.9%

5-year Apr average: **\$516,600****Active Listings****47**

Mar 2024	Apr 2023
42	32

Avg DOM**69**

Mar 2024	Apr 2023	YTD
74	82	53

Avg Sold to OLP Ratio**96.5%**

Mar 2024	Apr 2023	YTD
98.9%	100.4%	99.0%