

## September 2024

Middlesex County, NJ

Email: ester@midjerseyaor.com

## New Listings

49

↑ 14.0%  
from Aug 2024:  
43

↓ -19.7%  
from Sep 2023:  
61

YTD	2024	2023	+/-
	559	548	2.0%

5-year Sep average: 63

## New Pendings

43

↓ -18.9%  
from Aug 2024:  
53

↓ -18.9%  
from Sep 2023:  
53

YTD	2024	2023	+/-
	478	457	4.6%

5-year Sep average: 61

## Closed Sales

58

↑ 11.5%  
from Aug 2024:  
52

↑ 41.5%  
from Sep 2023:  
41

YTD	2024	2023	+/-
	447	433	3.2%

5-year Sep average: 57

## Median Sold Price

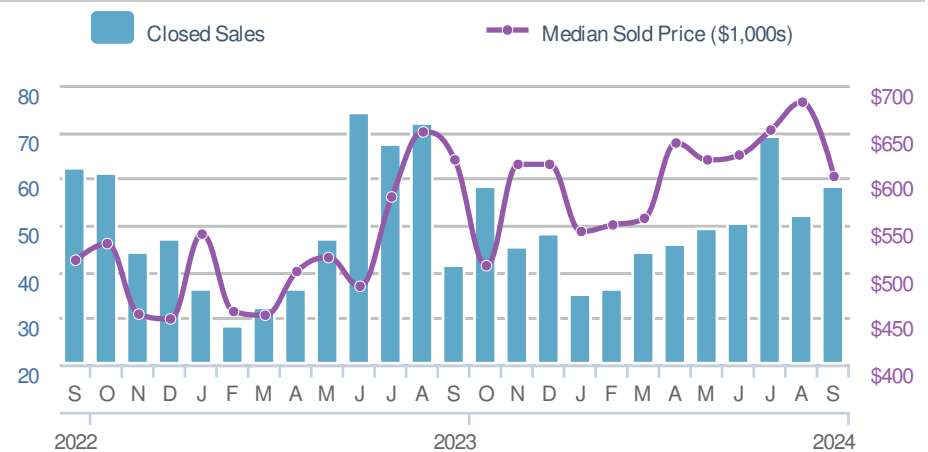
\$602,500

↓ -11.7%  
from Aug 2024:  
\$682,500

↓ -2.8%  
from Sep 2023:  
\$620,000


YTD	2024	2023	+/-
	\$625,000	\$540,000	15.7%

5-year Sep average: \$518,850



## Active Listings

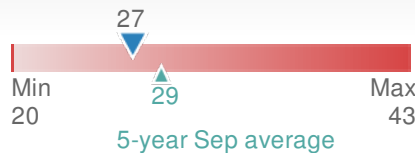
73



Aug 2024	Sep 2023
67	86

## Avg DOM

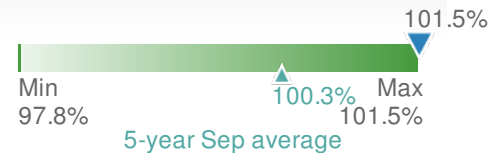
27



Aug 2024	Sep 2023	YTD
19	43	27

## Avg Sold to OLP Ratio

101.5%



Aug 2024	Sep 2023	YTD
103.0%	101.0%	102.9%