

April 2024

Middlesex County, NJ

New Listings**0**

↓ -100.0% ↓ -100.0%

from Mar 2024: 68 from Apr 2023: 65

YTD	2024	2023	+/-
	0	217	-
-----100.0%			
5-year Apr average: 71			

New Pendings**0**

↓ -100.0% ↓ -100.0%

from Mar 2024: 57 from Apr 2023: 51

YTD	2024	2023	+/-
	0	163	-
-----100.0%			
5-year Apr average: 54			

Closed Sales**0**

↓ -100.0% ↓ -100.0%

from Mar 2024: 44 from Apr 2023: 36

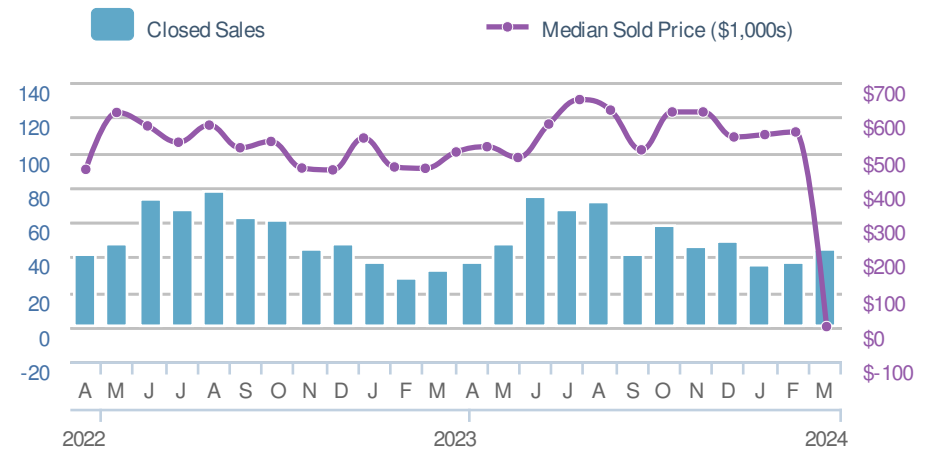
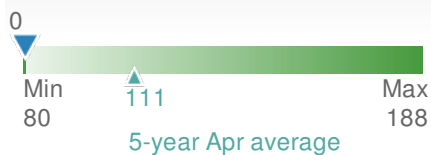
YTD	2024	2023	+/-
	0	132	-
-----100.0%			
5-year Apr average: 43			

Median Sold Price**\$0**

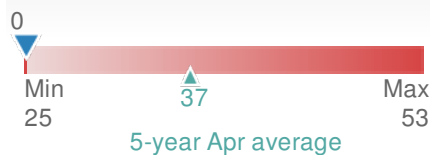
↓ -100.0% ↓ -100.0%

from Mar 2024: \$557,500 from Apr 2023: \$500,000

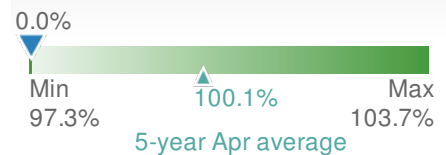
YTD	2024	2023	+/-
	\$0	\$487,000	-
-----100.0%			
5-year Apr average: \$452,375			

**Active Listings****0**

Mar 2024	Apr 2023
66	80

Avg DOM**0**

Mar 2024	Apr 2023	YTD
44	43	0

Avg Sold to OLP Ratio**0.0%**

Mar 2024	Apr 2023	YTD
102.5%	98.8%	0.0%