

September 2024

Hunterdon County, NJ

Email: ester@midjerseyaor.com

New Listings**18**

↓ -21.7% ↓ -18.2%
from Aug 2024: from Sep 2023:
23 22

YTD	2024	2023	+/-
	204	187	9.1%

5-year Sep average: **23****New Pendings****16**

↓ -11.1% ↑ 14.3%
from Aug 2024: from Sep 2023:
18 14

YTD	2024	2023	+/-
	150	149	0.7%

5-year Sep average: **19****Closed Sales****14**

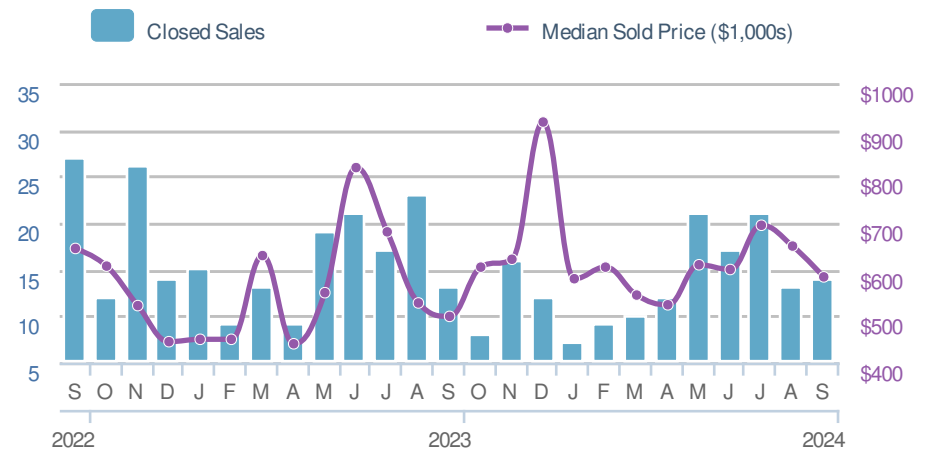
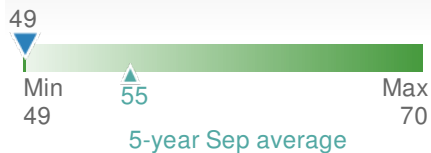
↑ 7.7% ↑ 7.7%
from Aug 2024: from Sep 2023:
13 13

YTD	2024	2023	+/-
	132	145	-9.0%

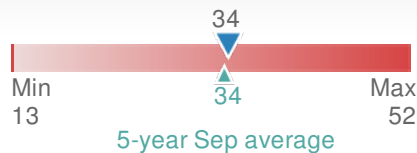
5-year Sep average: **22****Median Sold Price****\$584,500**

↓ -10.1% ↑ 17.1%
from Aug 2024: from Sep 2023:
\$650,000 \$499,000

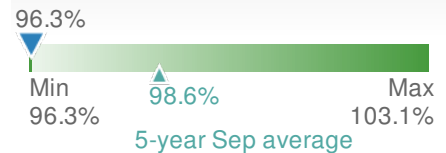
YTD	2024	2023	+/-
	\$600,000	\$553,000	8.5%

5-year Sep average: **\$569,200****Active Listings****49**

Aug 2024	Sep 2023
49	51

Avg DOM**34**

Aug 2024	Sep 2023	YTD
45	13	48

Avg Sold to OLP Ratio**96.3%**

Aug 2024	Sep 2023	YTD
94.8%	103.1%	98.2%