

April 2024

Somerset County, NJ

New Listings**27**

↑ **28.6%**
from Mar 2024:
21

↓ **-27.0%**
from Apr 2023:
37

YTD	2024	2023	+/-
	87	110	-20.9%

5-year Apr average: **43****New Pendings****23**

↑ **21.1%**
from Mar 2024:
19

↓ **-25.8%**
from Apr 2023:
31

YTD	2024	2023	+/-
	69	85	-18.8%

5-year Apr average: **34****Closed Sales****16**

↑ **60.0%**
from Mar 2024:
10

↑ **45.5%**
from Apr 2023:
11

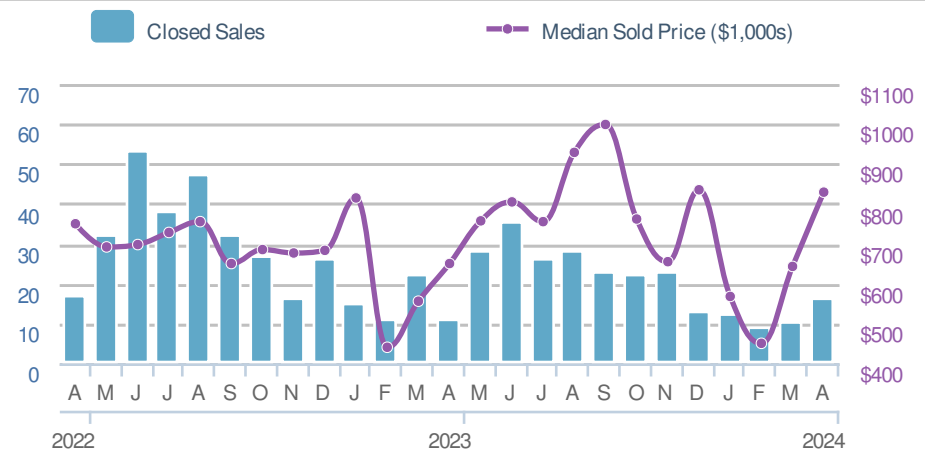
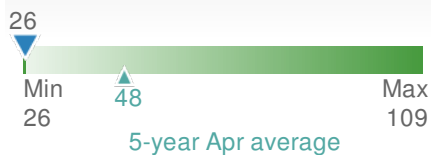
YTD	2024	2023	+/-
	47	62	-24.2%

5-year Apr average: **18****Median Sold Price****\$829,000**

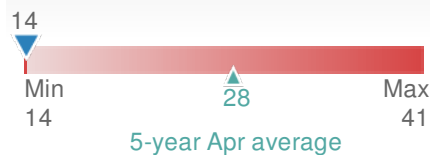
↑ **28.9%**
from Mar 2024:
\$643,000

↑ **27.5%**
from Apr 2023:
\$650,000

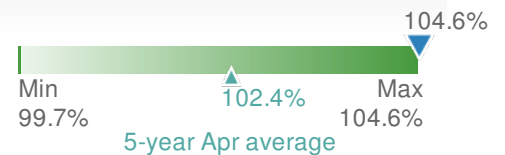
YTD	2024	2023	+/-
	\$615,000	\$637,500	-3.5%

5-year Apr average: **\$676,200****Active Listings****26**

Mar 2024	Apr 2023
22	34

Avg DOM**14**

Mar 2024	Apr 2023	YTD
11	33	23

Avg Sold to OLP Ratio**104.6%**

Mar 2024	Apr 2023	YTD
104.4%	104.3%	102.5%

