

Lesson #3-35

God Sends the Holy Spirit

Acts 2:1-4; Galatians 4:1-7 [5:16-26]

3rd-6th

Key Verse:

So you are no longer a slave, but a child, and if a child, then also an heir through God.
Galatians 4:7

The Point:

We are all made children of God through the Holy Spirit.

Making Connections:


The Birth of the Church

Bible Nuts & Bolts:

The Holy Spirit

Spiritual Practice:

Fellowship



Activities a la Carte

Activities

Supplies

Into the Story

Speaking in Tongues

Share God's peace in different languages.

5 min.

† Activity Sheet #3-35.A
† Optional: Internet-connected device

Bible Nuts & Bolts

The Holy Spirit

Use different images to understand the Spirit.

10 min.

† Optional: a bag, items to represent wind, flame, and a dove

Learning the Story

The Power of the Spirit

The Spirit works in the lives of Jesus' followers.

10 min.

† Bibles

Living the Story

Passing the Peace

We must take time to connect.

5 min.

† None

Additional Activities

Move When the Spirit Says Move

A game celebrating the power of the Holy Spirit.

5 min.

† Additional copies of #3-35.A

Activities a la Carte

Additional Activities

Paper Airplanes

Experience the Spirit as wind.

5 min.

† Activity Sheet #3-35.A

The Birthing of the Church

Look how far we have come since Easter.

10 min.

† Activity Sheet #3-35.C

Bible Book

Optional ongoing activity.

5 min.

† Bible Book page (found at end of lesson)
 † Cardstock or plain paper
 † Pens or pencils
 † Markers or crayons
 † Optional: three-ring binders, hole punch

Sending the Story

5 min.

† None

Background for Teachers

Making Connections

Last week, Paul reminded the Galatians that we are all heirs to Abraham's blessing. This blessing is not about what we do, but about our faith in Christ. Christ removed barriers to God. Through the Spirit we become children of God, and our relationship, broken by sin, is restored. Today we continue to see the power of the Spirit at work, both in the story of Pentecost in Acts and through reflections in Galatians.

Story Summary:

God Sends the Holy Spirit

The first part of today's reading is from Acts. The disciples had gathered together to celebrate the Jewish festival of Pentecost, and suddenly the Spirit came upon them. Fire and wind are images used to show the power of the Holy Spirit. The disciples are filled with the Spirit, and they begin to speak in different languages so that all those around them can understand the good news of Jesus.

The second part of the reading moves to Paul's Letter to the Galatians. Paul reminds the Galatians that before Christ, they were like slaves, bound to the laws and spirits of the world. They needed these laws to teach them how to have a good relationship with each other and with God. When Jesus came into the world, he came to show us how to live. He came to set us free as children of God. The Spirit comes into our hearts, helping us to understand Jesus' message of love and peace, and guiding us to share it with others. In doing this, we have a deeper relationship with God.

The Point

We are all made children of God through the Holy Spirit. Through today's Scripture, we are reminded of the power of the Spirit. While we look to the Bible to learn about how people experienced God in the past, God's love does not stay there. The story continues with each of us, and it is action filled. The Spirit is at work in us, in our families, and in the world.

Bible Nuts & Bolts:

The Holy Spirit


Trying to understand the Holy Spirit can be tricky for even the most seasoned of scholars. Students will begin to explore this third person of the Trinity, and realize how they are empowered by the Spirit. In Acts, we see the Spirit at work at Pentecost. In Galatians, we are reminded that the Spirit comes into each of us, creating our relationship with God.

Spiritual Practice: Fellowship

The Spirit not only offers us a deeper relationship with God, but also with each other. When we work on our relationships as a community of believers, we see the Spirit in action. Whether we are working together or finding ways to serve our greater community, we can experience God's love. This time together further emboldens us to do the work of Christ in the world.



Lesson Plan



Into the Story (5 minutes)

Speaking in Tongues

Share God's peace in different languages.

You will need:

- † Activity Sheet #3-35.A
- † Optional: Internet-connected device

Before class:

1. Activity Sheet #3-35.A is available to give you some different words for “peace.” If you have members of your congregation who speak different languages who would be willing to come in, that would be a great addition to the lesson.
2. You can find audio examples of these greetings online if you would like help in pronunciation.

During class:

1. Gather the class, and check in with students about how their week has gone.
2. **In ancient Christianity, followers of Christ shared greetings of peace. In fact, this is how Jesus greeted his disciples after the resurrection: “Peace be with you.” Many congregations around the world still use this greeting. Today we are going to learn how to say “Peace be with you” in different languages.**
3. Go through Activity Sheet #3-35.A, having students repeat after you until they are comfortable with some of the translations.



Bible Nuts & Bolts (10 minutes)

The Holy Spirit

Use different images to understand the Spirit.

You will need:

- † Optional: a bag, items to represent wind, flame, and a dove

Before class:

1. Collect small items to represent wind, flame, and a dove, such as a small fan (hand or electric), a candle, and a stuffed dove (or other bird). If your students are older, you can find items that are more abstract, such as a paper airplane, a piece of wood or kindling, and a white feather.

During class:

1. If you are using items, you can either bring each item out of the bag and have students guess the image used for the Spirit, or you can have them answer the next question and pull the related item out then.
2. **Can anyone think of some images that the Bible uses to describe the Holy Spirit?** [*A dove at Jesus' baptism. Fire and wind at Pentecost.*]
3. **In today's reading, the Holy Spirit comes upon the disciples, like wind and like tongues of fire.**
4. **What do you think it could mean for the Spirit to be described as wind?** [*Answers will vary, but may include: they both are invisible, they are powerful, they are live-giving, we cannot control them.*] If you would like, you can explain that the word "Spirit" means "breath" or "wind" in Hebrew (Old Testament), Greek (New Testament), and Latin (where our word "spirit" comes from).
5. **What do you think it could mean for the Spirit to be described as fire?** [*Answers will vary, but may include: they are powerful, they help us see in the dark (physically, spiritually).*]
6. **What do you think it could mean for the Spirit to be described as a dove?** [*Answers will vary, but may include: they both are gentle, peaceful.*]
7. **The Holy Spirit is what empowers us to do the work of God in the church, and so when the Spirit comes on Pentecost we call it the church's birthday!**

Learning the Story (10 minutes)

The Power of the Spirit

The Spirit works in the lives of Jesus' followers.

You will need:

† Bible

During class:

1. Break the class into groups of three to four people each. Half of the groups will look at Acts 2:1-4, while the others look at Galatians 4:1-7.
2. **Each group is going to read through their assigned Scripture. Then create a skit to teach the other groups about the Scripture. One way to do this would be to have one person read the Scripture as the narrator, while the rest of you act it out. Be creative.**
3. Give students seven minutes to read and prepare, then have them present the skits to each other.

Living the Story (5 minutes)

Passing the Peace

We must take time to connect.

You will need:

† Nothing

During class:

1. **What do you think about when you hear the word “peace”?** *[Answers will vary.]*
When God talks about peace, it is more than just not fighting or not being loud. God’s peace is an amazing; it is when people love one another, no one is suffering, and everyone has everything they need. Is that different than what you normally think about? *[Answers will vary.]*
2. **If I were to tell you to “pass the peace,” would you know what to do?** Give students a chance to contemplate, respond, and even demonstrate.
3. **The traditional Christian passing of the peace goes like this:**
Person One: Peace be with you.
Person Two: And also with you.
4. Take a moment to have the students practice this with each other.
5. **Congregations often have a moment of “passing the peace” during the worship service. This is more than just a chance to say “hello” to your neighbor. When we pass the peace, we are sharing God’s peace, the peace of Christ, with each other. We recognize each other as part of God’s family, and we recognize that each of us needs peace in our lives. In passing the peace, we say an action prayer for this peace to come into the lives of others and the world.**

Additional Activities

Move When the Spirit Says Move (5 minutes)

A game celebrating the power of the Holy Spirit.

You will need:

† Nothing

During class:

1. This is a version of the game Simon Says. It is a chance to remind them that sometimes we need to listen carefully to hear the Spirit's guiding.
2. Pick one person to be the "Spirit," and the rest of the class has to follow the Spirit's instructions. **Remember, everyone, the Spirit helps us to live out God's love in the world. If the Spirit calls us to do something, we should obey.** If an instruction is made without being prefaced with "The Spirit says..." the students should not move and must sit down if caught. When only one person is left, they are the next Spirit.

Paper Airplanes (10 minutes)

Experience the Spirit as wind.

You will need:

† Activity Sheet #3-35.A

Before class:

1. Make one copy per student of Activity Sheet #3-35.A, used in Into the Story. Use red paper if possible.
2. If necessary, recruit volunteers to teach the students how to make a paper airplane.

During class:

1. **One of the ways that we think of the Spirit is as wind. Wind is the movement of air. It is something that we cannot see, but we know it is powerful. We are going to take a moment to see how air can carry our messages of peace.**
2. **I am passing out the paper that says "Peace be with you" in different languages. Let's turn them into paper airplanes!**
3. Using the copies of Activity Sheet #3-35.A, create paper airplanes. Give students a chance to fly the airplanes either in your classroom or outside.

The Birthing of the Church (10 minutes)

Look how far we have come since Easter.

You will need:

- † Activity Sheet #3.36.B

Before class:

1. Cut Activity Sheet #3-35.B into cards as indicated.

During class:

1. Mix up the order of the cards. Have students look at them together and try to determine what order the cards should go in to see what they remember from each of the previous lessons.
2. The correct order is as follows:
Jesus Has Risen!
The Road to Emmaus
Community and Condemnation
Philip Baptizes the Ethiopian
The First Church Council
Saved by Faith
A Church Divided
God Sends the Holy Spirit
3. **How have Christ's followers changed from Easter morning?** *[They are now moving all over the region, if not the world; instead of only following Christ, they are now leading a church; they have been filled with the Spirit; they had to get organized.]*
4. **How have Christ's followers stayed the same?** *[They still follow Christ and work to share his ministry; they still disagree and get confused about what his teachings mean; they still look to Christ's example.]*



Bible Book (5 minutes)

Optional ongoing activity.

You will need:

- † Bible Book page (found at end of lesson)
- † Cardstock or plain paper
- † Pens or pencils
- † Markers or crayons
- † Optional: three-ring binders, hole punch

Before class:

1. Make copies of this week's Bible Book page on cardstock or copy paper for each student.

During class:

1. Hand out Bible Book pages.
2. **What are some of the important things we have learned from today's story?**
[Answers will vary.]
3. **On the bottom of your page, please write one or two important things that you have learned from the story today. In the middle of the page, draw a picture from the story or illustrate one of the important things you've learned. Don't forget to put your name on the back of the page, please!**
4. Optional: Collect and three-hole punch the pages, and put them in individual binders for each student to be kept at church until the end of the year. If you wish, you can investigate other options for binding the Bible books through a local print shop at the end of the year instead of using a three-ring binder.



Sending the Story (5 minutes)

Pass the peace one last time, challenging students to use different languages if they can. Once they have connected with each other, encourage them to share the peace of God with others in their community.

Prayer

Before ending class, make a point to come together to pray.

God, today we thank you for the gift of the Holy Spirit. Help us always listen for the Spirit in our lives (pause for silence). Lord, we know you speak to us; help us to share your words with others. Amen.

Speaking in Tongues

Sharing God's peace in different languages.

English: Peace be with you

Arabic: As-salaamu 'alaikum

Croatian: Mir s vama

German: Friede sei mit euch

Hebrew: Shalom aleichem

Tagalog: Ang kapayapaan ang sumaiyo

Korean: Neoege pyeonghwaga hamkkehagil

Nepali: Śānti milōsa

Norwegian: Fred være med deg

Spanish: La paz sea con ustedes

Swahili: Amani iwe nawe

The Birthing of the Church


Look how far we have come since Easter.

Jesus Has Risen!	The Road to Emmaus
Community and Condemnation	Phillip Baptizes the Ethiopian
The First Church Council	Saved by Faith
A Church Divided	God Sends the Holy Spirit

A Church Divided

Galatians 3:1-9; 23-29

I Learned:



The Story @ Home

3rd-6th

Living the Word: Teaching Kids God's Story
Narrative Lectionary, Year 3 (2020-2021)

Lesson #3-35
Acts 2:1-4; Galatians 4:1-7 [5:16-26]

Last Week

Paul continues writing to the Galatians that they become right with God based on faith, not what they do. He declares that everyone is united in Jesus Christ with no divisions (Galatians 3:1-9 23-29).

This Week

The Holy Spirit comes in power to the apostles on Pentecost. Paul writes to the Galatians that we are made children of God through this same Spirit (Acts 2:1-4; Galatians 4:1-7 [5:16-26]).

The Point

We are all made children of God through the Holy Spirit.

Story Summary

God Sends the Holy Spirit

In the Book of Acts, the disciples gathered together to celebrate the Jewish festival of Pentecost. Suddenly the Spirit was upon them in power. Filled with the Spirit, they speak in different languages so that all those around them can understand the good news of Jesus.

In his Letter to the Galatians, Paul reminds us that before Christ we were like slaves, trapped in our sins. Then Jesus came to set us free, so that we could be children of God. The Spirit helps us understand Jesus' message and share it with others. In doing this, we have a deeper relationship with God.

Bible Nuts & Bolts

The Holy Spirit

Through today's Bible passages we can begin to understand the work of the Holy Spirit this and realize how the Spirit empowers us to do God's work. In Acts, we see the Spirit at work at Pentecost. In Galatians, we are reminded that the Spirit comes into each of us, creating our relationship with God.

Practice: Fellowship

The Spirit not only offers us a deeper relationship with God, but also with each other. When we work on our relationships as a community of believers, we see the Spirit in action. Our time together emboldens us to do the work of Christ in the world. Think of one small way that you can serve your community this week, and make plans to follow through.

Next Week

This is the final week of the Narrative Lectionary. However, continue reading Scripture as a family, either finishing a story Bible you have been using or choose stories like Joseph or the Book of Acts!

Family Discussions

Use the questions below or other questions you think of to discuss today's Scripture reading (listed above) with your family.

- ✚ What do you think it was like to suddenly be able to speak in different languages?
- ✚ How does Christ help people have freedom?
- ✚ How do you want to share the blessings you have with the world?

Family Devotions

As you hear and study these stories each week, consider what God has to say to you and your family. What is God's message to us? How should we respond?

Sunday—Read Acts 2:1-4; Galatians 4:1-7

The Holy Spirit fills the apostles at Pentecost, and continues to empower us as children of God. Sit outside and feel and listen to the wind. In the absence of wind, make fans and create wind.

Monday—Read Acts 2:5-12

People from many nations gathered outside to celebrate the Jewish festival of Pentecost. They are astonished to hear their own languages and to be able to understand what the apostles are saying. Look online to learn how to say "hello" and "goodbye" in five different languages.

Tuesday—Read Galatians 5:16-26

We should try and live our lives by the fruit of the Spirit, not of the flesh. Make a fruit salad for dinner and talk about how you can live a life of love, joy, peace, patience, kindness, generosity, faithfulness, gentleness, and self-control.

Wednesday—Read Romans 15:14-21

Paul writes boldly of his successes, giving credit to the power of the Spirit. Pray together that you can help those who have never heard or seen the power of God's love.

Thursday—Read Acts 19:1-7

Paul baptizes followers in the name of Jesus, and the Holy Spirit comes upon them. Do breath prayers: take a deep breath while praying "Spirit, come." Exhale while praying, "Help me love."

Friday—Read John 20:19-23

Jesus appears to his disciples, saying "Peace be with you" and empowering them with the Holy Spirit. Go for a walk around the block, and greet everyone you come across.

Saturday—Read John 1:1-18; 29-34

Jesus came into the world as the Word and light. The Holy Spirit came upon Jesus at his baptism like a dove. Light candles at your evening meal, remembering the light and life that is in the world.