

Lesson #3-11

A New Covenant

Jeremiah 36:1-8, 21-23, 27-28; 31:31-34

PK-2nd

Key Verse:

For they shall all know me, from the least of them to the greatest, says the LORD; for I will forgive their iniquity, and remember their sin no more.
Jeremiah 31:34

The Point:

No matter what we do, God promises a renewed relationship with us.

Making Connections:

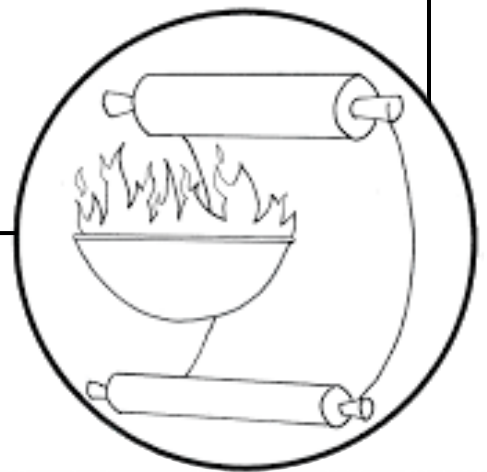
God Sightings

Bible Nuts & Bolts:

Prophecy

Spiritual Practice:

Service



Activities a la Carte

Activities

Supplies

Story Centers (PK-K)

15 min.

Telephones

Use the phone to share messages.

Stuffed Animals

Give instructions to stuffed animals.

Letters

Draw messages.

† Toy phones

† Stuffed animals

† Paper

† Markers or crayons

Into the Story (PK-2nd)

Another Chance

Have a time-out talk.

10 min.

† Chair

Bible Nuts & Bolts (1st-2nd)

A Prophet Speaks

Take turns being a prophet.

10 min.

† Robe

Activities a la Carte

Learning the Story (PK-2nd)

Jeremiah and the Scrolls

Act out the story as it is read.

15 min.

- † Bible
- † Paper
- † Scissors
- † Waste basket

Living the Story (PK-2nd)

Messages of Love

Copy a Bible verse onto a scroll to give away.

15 min.

- † Bibles
- † Fine gold parchment paper
- † Pens or pencils
- † Ribbon
- † Scissors
- † Optional: Activity Sheet #3-11.A

Singing the Story (PK-2nd)

I Belong to God

Sing a piggyback song to the tune of “Row, Row, Row Your Boat.”

5 min.

- † None

Additional Activities

Look and See (PK-2nd)

Use binoculars in this ongoing God sightings activity.

15 min.

- † Binoculars from the previous lessons

Clues in the Scrolls (1st to 2nd)

Play a review game with clues on scrolls.

15 min.

- † Activity Sheet #3-11.B
- † String or ribbon
- † Scissors
- † Small basket, box, or bowl

Activities a la Carte

Additional Activities

As We Grow (PK-2nd)

Play dough is used to show how people change, but God's promises remain.

15 min.

† Play dough

Bible Book (PK-2nd)

Optional ongoing activity.

5 min.

† Bible Book page (found at end of lesson)
 † Cardstock or plain paper
 † Markers or crayons
 † Optional: three-ring binders, hole punch

Sending the Story (PK-2nd)

5 min.

† Binoculars

Background for Teachers

Making Connections

In our daily readings since last week we have seen how God revealed God's holiness to Isaiah, and how God's power was shown through the faithfulness of two kings. God extended the life of King Hezekiah who was nearly dead and had prayed earnestly for more years of life. God used young King Josiah, who had turned to God with all his heart, soul, and might, to restore the people's worship of God. Today we see God's influence on the king of Babylon to release the prophet Jeremiah from jail so that he could be saved from the destruction God planned for that evil city.

Story Summary:

A New Covenant

The Lord spoke to Jeremiah with a message for the people of Israel. The message warned of future difficulties as a consequence of the people's poor choices. Jeremiah asked Baruch to write the words of God's message on a scroll. He sent Baruch into the temple to read the scroll to the crowd in hopes that they would tell God they were sorry and turn from their evil ways.

Baruch did as Jeremiah asked. When the king found out, the king then commanded that the scroll be sent to him, (The king did not follow God.) Even as the scroll was read to the king, the king cut off the parts he had already heard and threw them into the fire. He did this until the entire scroll was burned.

The word of the Lord came to Jeremiah again. God said to rewrite the words on another scroll. Then God added more words to the message. Even though the people broke the last covenant (agreement to worship and obey God alone), the Lord was being faithful to uphold the promise of a new covenant with the people. God promised be their God and to forgive their sins.

The Point

No matter what we do, God promises a renewed relationship with us. Our weakness does not have the final say. Our imperfections do not determine God's love for us. Our response does not change the fact that God is faithful to stand by the promise of a new covenant. In keeping with the covenant, just as was prophesied in the Old Testament, the Messiah came to earth to deliver humankind. Although we are undeserving, The Messiah died so that we can have new life through Jesus.

Bible Nuts & Bolts:

Prophecy


The prophetic books of the Bible are records of messages given by God to the prophets to tell to the people. A prophecy, or God's message, was usually a warning about sinful behavior, a plea to return to God, or a promise of things to come. This sometimes included telling about a blessing or curse to come as a result of the people's choices. The overall purpose of a prophet's message was to motivate change in attitudes or behavior. As we read through Scripture, we can see that the messages of God delivered through the prophets were always followed by fulfillment of those words.

Spiritual Practice: Service

Jeremiah had a message to tell, and nothing was going to keep him from fulfilling his calling. What can you do to spread the message of God's love? When you are out and about, smile at people, hold open doors, or say "God bless you" to servers, cashiers, and others.



Lesson Plan



Story Centers (PK-K; 15 minutes)

Story Centers are mini-activities designed specifically for preschool and kindergarten students. Depending on the size of your class, you can set these up as centers for in-class rotations or do them as a whole class one after another. In most preschool and kindergarten classes, these centers along with a snack, the “Learning the Story” activity, and the “Living the Story” activity will fill the education time, but feel free to choose any activity you think would be fun and appropriate for your class.

Telephones

Prophets give messages to people from God. Students will talk on play telephones to give messages to friends.

Stuffed Animals

Prophets gave instructions from God. Students will teach their stuffed animals how to do various things.

Letters

God’s message was written on scrolls and read to the people. Students will use paper and markers or crayons to write or draw messages.

Into the Story (PK-2nd; 10 minutes)

Another Chance

Have a time-out talk.

You will need:

† Chair

During class:

1. Set an empty chair nearby.
2. **We are going to take a time-out to talk about time-out. Point to the empty chair. What kinds of things have you or someone you know done that have led to you being put in time out (or be given some type of punishment)?** *[Answers will vary.]*
3. **Sometimes it takes a lot of correction for us to learn and grow. I am glad we get a lot of chances for most of the lessons we need to learn. Do you or someone you know continue the same behavior, over and over, even after being corrected? If so, why do you think that happens?** *[Answers will vary.]*
4. **Today we are going to see that the Israelites kept misbehaving by disobeying God. Even when they were breaking their promise to obey, God promised to make a new covenant, which is a promise or agreement, with them. God still loves us even when we do wrong. God still keeps promises even when we break ours.**

Bible Nuts & Bolts (1st-2nd; 10 minutes)

A Prophet Speaks

Take turns being a prophet.

You will need:

† Robe

During class:

1. Wear a choir robe or bathrobe for this activity.
2. Stand up straight, use your hands to cup your mouth, and with a serious and loud voice say, **“This is the word of the Lord, ‘You shall be my people, and I will be your God.’”** (Jeremiah 30:22)
3. **I am pretending to be a prophet. We read about prophets in the Bible. Prophets were people who received special messages from God. The messages were called prophecy. A number of books in the Old Testament are books of the prophets, or books that tell about the prophets and their messages from God. The messages were for people to change their behavior or learn about something that God was going to do.**
4. Stand up straight, use your hands to cup your mouth, and with a serious and loud voice say: **“This is the word of the Lord, ‘You shall be my people, and I will be your God.’”** (Jeremiah 30:22)
5. Who wants to pretend to be a prophet?
6. Let the students take turns wearing the big robe, standing up straight, using their hands to cup their mouths, saying: **“This is the word of the Lord, ‘You shall be my people, and I will be your God.’”** (Jeremiah 30:22).
7. Note: if time is short, the robe portion of this can be eliminated.

Learning the Story (PK-2nd; 15 minutes)

Jeremiah and the Scrolls

Act out the story as it is read.

You will need:

- † Bible
- † Paper
- † Scissors
- † Waste basket

Before class:

1. Read Jeremiah 36:1-8, 21-23, 27-28; 31:31-34.

During class:

1. Organize the students in groups of four.
2. Hold up your Bible. **While I read the story, you are going to act it out.**
3. In each group of four, assign roles of Jeremiah, Baruch, the king, and Jehudi.
4. Give each group two pieces of paper, a pen or pencil, and a pair of scissors.
5. **Listen carefully for your name and your part.**
6. **The word of the Lord came to Jeremiah the prophet** (Jeremiahs can put a hand to their ear to listen.) **Take a scroll and write this message on it. It is a message against the people's behavior. Perhaps if they hear this message, they will be sorry for their behavior and will change their ways. When they are sorry, God will forgive their sin.**
7. **Jeremiah called Baruch** (Jeremiahs call Baruchs).
8. **Baruch wrote on the scroll while Jeremiah told him what God said to write.** (Guide the Jeremiah's to help the Baruchs write on the scrolls: "change your ways" and to roll the scroll.)
9. **Jeremiah sent Baruch to the Lord's house to read the scroll.** (Baruchs open and reads the scroll.)
10. **The king demanded the scroll be given to Jehudi.** (Baruchs can give the scroll to Jehudi.)
11. **The king told Jehudi to read the scroll to him.** (Kings give orders.)
12. **After Jehudi read a few lines, the king then took the scroll and cut those lines from the scroll and burned the paper** (Jehudis hand the scroll to the king. Kings clip off a part of the scroll. Kings put the scissors

- down and then carry the clipping to a wastebasket.)
13. (Kings hands the scroll back to Jehudi.) **After Jehudi read a few more lines, the king then took the scroll and cut those lines from the scroll and burned the paper.**
(Jehudis hand the scroll to the kings. Kings clip off a part of the scroll. Kings put the scissors down and then carry the clipping to a wastebasket.)
 14. (Kings hand the scroll back to Jehudis) **As Jehudi read a few more lines, the king then took the scroll and cut those lines from the scroll and burned the paper**
(Jehudis hand the scroll to the kings. Kings clip off a part of the scroll. Kings put the scissors down and then carry the clipping to a wastebasket.)
 15. **After the king burned the scroll, the word of the Lord came to Jeremiah.**
(Jeremiahs can put a hand to their ear to listen.)
 16. **God told Jeremiah to take another scroll and write the words that were written on the first scroll.**
 17. **Jeremiah called Baruch** (Jeremiahs call Baruchs).
 18. **Baruch wrote on the scroll while Jeremiah told him what God said to write.**
(Guide the Jeremiahs to help the Baruchs write on the scrolls: “change your ways” and to roll the scroll.)
 19. Ask the students to sit.
 20. **What do you think about the king’s actions?** *[Answers will vary.]*
 21. **Why do you think God had Jeremiah write a second scroll?** *[God wanted the message to be heard; God loves people.]*
 22. **God’s people broke the covenant they made when they were rescued from Egypt, but God did not give up on them. God made a new covenant. God said they would be God’s people, and God would be their God.**
 23. **God also said that their sins would be forgiven, and when God forgives sins, God remembers them no more.**
 24. **What does it mean to you that God does not remember our sin after we have been forgiven?** *[Answers will vary.]*
 25. **God is always looking out for us, making a way for us to know God’s love.**



Living the Story (PK-2nd; 15 minutes)

Messages of Love

Copy a Bible verse onto a scroll to give away.

You will need:

- † Bibles
- † Fine gold parchment paper
- † Pens or pencils
- † Ribbon or string
- † Scissors
- † Optional: Activity Sheet #3-11.A

Before class:

1. Optional: if you prefer that the students trace (color or fill in) the letters for the verse rather than copying it themselves, print copies of Activity Sheet #3-11.A on the parchment. (You may give the older students the option, but younger students will need this sheet.)
2. Optional: choose a helping organization to be the recipients of the scrolls.

During class:

1. Help the students locate Jeremiah 30:22 in their Bibles.
2. Distribute the blank paper or Activity Sheet #3-11.A, and pens or pencils.
3. **We can serve others by giving them messages of love. We are going to make scrolls with messages on them to give away.**
4. **Who would you like to give a special scroll to today?** *[Suggestions might be family members, friends, neighbors, helping organization.]*
5. **Copy or trace Jeremiah 30:22. When you are done, we will roll the papers into scrolls and tie ribbon around them.**
6. When done, help the students roll and tie the scrolls.
7. **How does it feel to know that you belong to God?** *[Answers will vary.]*
8. **How does it feel to know that you are going to pass this message to others?** *[Answers will vary.]*



Singing the Story (PK-2nd; 5 minutes)

I Belong to God

Sing a piggyback song to the tune of “Row, Row, Row Your Boat.”

I belong to God
Lord God is my king
Joyfully, joyfully, joyfully, joyfully
Worship God and sing.

Try this as a round after the students know the words.

Additional Activities

Look and See (PK-2nd; 15 minutes)

Use binoculars in this ongoing God sightings activity.

You will need:

- † Binoculars from the previous weeks' lessons

During class:

1. This is a continuation of the Look and See God sightings activity for this unit. It incorporates looking back over the previous week to where students saw God at work in the world around them. If you made binoculars for the previous lessons, distribute those. If you used hands, remind the students to shape their hands into binoculars.
2. Give the students time to look through the binoculars and share their God sightings from the past week. Encourage students to share their binoculars with other students who were gone when binoculars were made.
3. **Look through your binoculars and tell us some of what Jeremiah saw in his God sighting.**
4. Remind the students to continue looking for God sightings this coming week.

Clues in the Scrolls (1st-2nd; 15 minutes)

Play a review game with clues on scrolls.

You will need:

- † Activity Sheet #3-11.B
- † String or ribbon
- † Scissors
- † Small basket, box, or bowl

Before class:

1. Print Activity Sheet #3-11.B, cut out the cards, roll the cards like scrolls and tie string or ribbon around them.
2. Place the scrolls in the basket, box, or bowl.

During class:

1. Divide the students into teams.
2. A team member chooses a scroll from the basket.
3. The team looks at the question and has the choice to answer the question or to sing “Jesus Loves Me”.
4. After a team chooses to sing or answer the question, roll and tie the scroll and place it in the basket, shuffling the scrolls around. Ten points are earned for answering the question. Five points are earned for singing.
5. Help the students read the scrolls, as needed.
6. When the time is up and the game is over say: **God’s love for us is greater than any bad thing we can ever do. God always offers us forgiveness and a fresh start.**



As We Grow (PK-2nd; 15 minutes)

Play dough is used to show how people change but God's promises remain.

You will need:

- † Play dough

During class:

1. Distribute play dough or clay.
2. **Make a baby out of your play dough.**
3. Show the play dough babies.
4. **What do you remember about being a baby?** *[Answers will vary.]*
5. **God promises to be the baby's God.**
6. **It is time for the baby to grow up. Roll the play dough into a ball. Make a preschooler out of your play dough.**
7. Show the play dough preschoolers.
8. **Some of you are preschoolers. Who do you worship at church?** *[God.]*
9. **God promises to be the preschooler's God.**
10. **It is time for the preschooler to grow up. Roll the play dough into a ball. Make a child out of your play dough.**
11. Show the play dough children.
12. **Some of you are students in school. Who do you worship at church?** *[God.]*
13. **God promises to be your God.**
14. **It is time for the child to grow up. Roll the play dough into a ball. Make a teenager out of your play dough.**
15. Show the play dough teenagers.
16. **What do you want to be like when you are a teenager?** *[Answers will vary.]*
17. **God promises to be the teenager's God.**
18. **It is time for the teenager to grow up. Roll the play dough into a ball. Make an adult out of your play dough.**
19. Show the play dough adults.
20. **God promises to be the adult's God.**
21. **As we grow up and change, one thing stays the same. Do you know what that is?** *[God promises to be their God.]*
22. **God is always God and promises to be our God and to love us and to forgive us.**

Bible Book (PK-2nd; 5 minutes)

Optional ongoing activity.

You will need:

- † Bible Book page (found at end of lesson)
- † Cardstock or plain paper
- † Markers or crayons
- † Optional: three-ring binders, hole punch

Before class:

1. Make copies of this week's Bible Book page on cardstock or copy paper for each student.

During class:

1. Pass out Bible Book pages.
2. Read the bottom of the Bible Book page aloud, reminding students of what they learned in the lesson.
3. Have them put their names on their pages, and draw a picture of something they particularly liked or remember from story in the middle of the page.
4. Optional: Collect and three-hole punch the pages, and put them in individual binders for each student to be kept at church until the end of the year. If you wish, you can investigate other options for binding the Bible books through a local print shop at the end of the year instead of using a three-ring binder.

Sending the Story (PK-2nd; 5 minutes)

You will need:

† Binoculars

- **What is a promise that God made to the Israelites?** *[God would be their God; they would be God's people.]*
- **What does God do about God's promises when people break their promises to God?** *[God still keeps the promises.]*

Prayer

Before ending class, make a point to come together to pray. Use the following or say your own prayer.

Pass a pair of binoculars around the room. Each student will look through them and pray,

God help me see you in my life this week. Amen.



Messages of Love

Copy a Bible verse onto a scroll to give to a neighbor.

And you shall
be my
people,
and I will be
your God.

Jeremiah 30:22 (NRSV)

Clues in the Scrolls

Play a review game with clues on scrolls.

The word of the Lord
came to me. I was told to
write on a scroll against
the nations about their
behavior.
Who am I?

What did God hope the
people would do when
they heard the
prophet's message?

The prophet could not
leave, so he asked me to
write on a scroll the
words God gave to the
prophet.
Who am I?

When the scroll was
read, I cut it up and
burned it.
Who am I?

Clues in the Scrolls

Play a review game with clues on scrolls.

<p>The first scroll was gone. A second was written. What was the message on the second scroll?</p>	<p>God made a covenant with the Israelites when they were freed from Egypt. What did the Israelites do with the first covenant God made with them?</p>
<p>God loves people so much that God gave a new covenant. What was God's new covenant?</p>	<p>When God forgives our sins, how long does God remember the bad things that we did?</p>


Jeremiah	Turn from their evil ways
Baruch	King
The words that were on the first one	They broke it
They will be my people; I will be their God	God forgets them/remembers them no more

A New Covenant

Jeremiah 36:1-8, 21-23, 27-28; 31:31-34

The Point:

No matter what we do, God promises a renewed relationship with us.



The Story @ Home

PK-2nd

Living the Word: Teaching Kids God's Story
Narrative Lectionary, Year 3 (2020-2021)

Lesson #3-11
Jeremiah 36:1-8, 21-23, 27-28; 31:31-34

Last Week

God calls Isaiah to be a prophet in a dramatic and frightening vision in the temple, but, unlike Jonah, he accepts the call (Isaiah 6:1-8).

This Week

The prophet Jeremiah has a message calling an unfaithful people to repentance with promises of forgiveness. The king burns the prophecy, but the prophet just writes it again (Jeremiah 36:1-8, 21-23, 27-28; 31:31-34).

The Point

No matter what we do, God promises a renewed relationship with us.

Story Summary

A New Covenant

God gave Jeremiah a message for the people. If they did not repent and change, they faced harsh consequences. Jeremiah sent Baruch to the temple to read the message to the crowd. The king did not like the message. The king commanded that the scroll be sent to him. As it was read to him, the king cut off each part and threw it into the fire until the entire scroll was burned. God told Jeremiah to rewrite the words on another scroll. God added words to the message. Even though the people broke the last covenant with God, the Lord would make a new covenant with the people. God promised to be their God and to forgive their sins.

Next Week

The people did not listen to the prophets and are sent into exile. Daniel refused to stop worshipping the God of Israel, so he was thrown into a lions' den. God kept him safe throughout the night (Daniel 6:6-27).

Bible Nuts & Bolts

Prophecy

In the Bible, a prophecy was not primarily saying what would happen in the future. It was usually a warning calling the people to repent to escape the consequences of their sinful behavior or a promise of hope for things to come. The overall purpose of a prophet's message was to change the people's behavior or give hope in a difficult situation.

Practice: Service

Jeremiah had a message to tell, and nothing was going to keep him from fulfilling his calling. What can your family do to spread the message of God's love even when a busy lifestyle leaves you with little extra time? When you are out and about, pause briefly to smile at people, hold doors, or say "God bless you."

Family Discussions

Use the questions below or other questions you think of to discuss today's Scripture reading (listed above) with your family.

- ✚ What does this tell you about God?
- ✚ What about this passage helps you want to trust God?
- ✚ What does this tell you about God's involvement in our lives?

Family Devotions

As you hear and study these stories each week, consider what God has to say to you and your family. What is God's message to us? How should we respond?

Sunday—Read Jeremiah 36:1-8, 21-23, 27-28; 31:31-34

God spoke through Jeremiah with a new covenant. Work together to memorize the last part of Jeremiah 31:34. Say the first word, and take turns repeating it. Say the first two words and each take a turn repeating. Say the first three words, etc. Recite the verse together when you are done.

Monday—Read Jeremiah 39:11-18

When Jeremiah was captured, God gave him a message that God would destroy the evil city but protect him. God protected Jeremiah while he was being held by the guards and released. Sit in the car (or pretend to). Strap on the seatbelts. Imagine God's love wrapping around you, protecting you from enemies or harm.

Tuesday—Read Jeremiah 42:7-16

Jeremiah prayed to God to know if the people should stay or move. God's answer was to stay in the land, and God would watch over them there. Pray first and then make a simple decision together.

Wednesday—Read Jeremiah. 44:1-10

The people continued worshipping idols. God used Jeremiah to remind them of how God dealt with the wickedness of previous generations. Discuss some things you will not do because you know those actions did not turn out well for others. What have we learned from others' experiences following poor choices?

Thursday—Read Daniel 1:1-17

The Israelites in the Babylonian court served the ungodly king while making sure they followed God's laws about food. Make a plan for what to do to show respect to others who do things differently while you also make sure to follow God's ways. Role play this plan in action.

Friday—Read Daniel 3:1-18

King Nebuchadnezzar demanded that the people worship his image of gold. Otherwise, they would be thrown into a fiery furnace. Take each other's pulse and listen to each other's heart beat. Try the same with a stone or ring. Why would someone worship an object instead of the living God?

Saturday—Read Daniel 5:1-8, 13-16, 23-28

Daniel was brought in to the king to interpret writing on the wall. God gave him the ability to know its meaning. Make up a secret code. This code might use shapes for letters or for words, or it can add some silly sound to the end of words. Write and interpret messages.