

## Lesson #3-11

# *A New Covenant*

Jeremiah 36:1-8, 21-23, 27-28; 31:31-34

3<sup>rd</sup>-6<sup>th</sup>

### **Key Verse:**

For they shall all know me, from the least of them to the greatest, says the LORD; for I will forgive their iniquity, and remember their sin no more.  
Jeremiah 31:34

### **The Point:**

No matter what we do, God promises a renewed relationship with us.

### **Making Connections:**

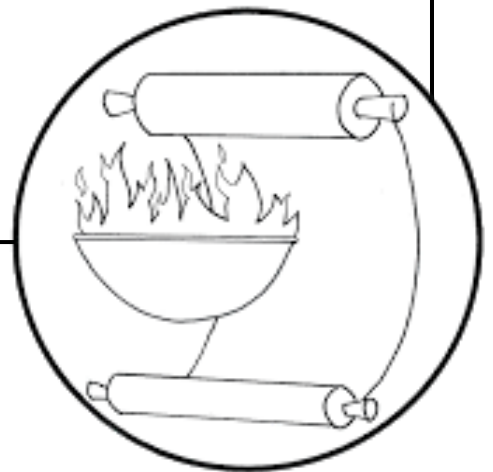
God Sightings

### **Bible Nuts & Bolts:**

Prophecy

### **Spiritual Practice:**

Service



# Activities a la Carte

## Activities

## Supplies

### Into the Story

#### *Are You Listening?*

Identify the difference between hearing and listening.

10 min.

† Internet-connected video player

### Bible Nuts & Bolts

#### *Prophecy Scrolls*

Write scrolls to keep at the bedside.

15 min.

† Bibles  
† Gold parchment paper  
† Pens or pencils  
† Paperclips

### Learning the Story

#### *A Dramatic Reading of Jeremiah*

Role play the story.

15 min.

† Bibles  
† Activity Sheet #3-11.A  
† Paper  
† Waste basket

### Living the Story

#### *Christ the King Service Balloons*

Balloon messages proclaim Christ as king.

15 min.

† Balloons  
† Note cards  
† Hole punch  
† String  
† Scissors

# Activities a la Carte

## Additional Activities

### *God-Sightings Message Board*

Add God sightings to the existing message board.

15 min.

- † Message board from Lessons #3-8, 3-9, and 3-10
- † Colorful index cards
- † Pens or pencils
- † Push pins or tape

### *Crossword Competition*

Compete to solve a Jeremiah crossword puzzle.

15 min.

- † Bibles
- † Activity Sheet #3-11.B
- † Pens or pencils

### *Seek and Find*

Search for clues to answer God-sighting questions.

15 min.

- † Activity Sheet #3-11.C
- † Colored paper
- † Lined paper
- † Scissors
- † Pens or pencils

### *Bible Book*

Optional ongoing activity.

5 min.

- † Bible Book page (found at end of lesson)
- † Cardstock or plain paper
- † Pens or pencils
- † Markers or crayons
- † Optional: three-ring binders, hole punch

### *Sending the Story*

5 min.

- † Optional: Internet-connected video player

# *Background for Teachers*

## **Making Connections**

In our daily readings since last week we have seen how God revealed God's holiness to Isaiah, and how God's power was shown through the faithfulness of two kings. God extended the life of King Hezekiah who was nearly dead and had prayed earnestly for more years of life. God used young King Josiah, who had turned to God with all his heart, soul, and might, to restore the people's worship of God. Today we see God's influence on the king of Babylon to release the prophet Jeremiah from jail so that he could be saved from the destruction God planned for that evil city.

## **Story Summary:**

### ***A New Covenant***

The Lord spoke to Jeremiah with a message for the people of Israel. The message warned of future difficulties as a consequence of the people's poor choices. Jeremiah asked Baruch to write the words of God's message on a scroll. He sent Baruch into the temple to read the scroll to the crowd in hopes that they would tell God they were sorry and turn from their evil ways.

Baruch did as Jeremiah asked. When the king found out, the king then commanded that the scroll be sent to him, (The king did not follow God.) Even as the scroll was read to the king, the king cut off the parts he had already heard and threw them into the fire. He did this until the entire scroll was burned.

The word of the Lord came to Jeremiah again. God said to rewrite the words on another scroll. Then God added more words to the message. Even though the people broke the last covenant (agreement to worship and obey God alone), the Lord was being faithful to uphold the promise of a new covenant with the people. God promised be their God and to forgive their sins.

## **The Point**

**No matter what we do, God promises a renewed relationship with us.** Our weakness does not have the final say. Our imperfections do not determine God's love for us. Our response does not change the fact that God is faithful to stand by the promise of a new covenant. In keeping with the covenant, just as was prophesied in the Old Testament, the Messiah came to earth to deliver humankind. Although we are undeserving, The Messiah died so that we can have new life through Jesus.

## **Bible Nuts & Bolts:**

### ***Prophecy***

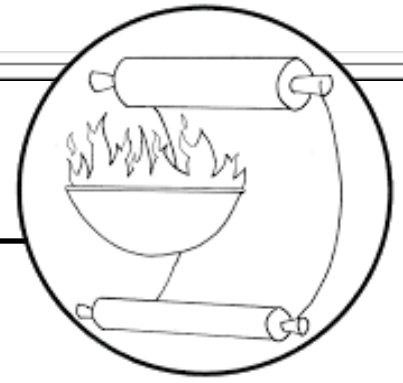
The prophetic books of the Bible are records of messages given by God to the prophets to tell to the people. A prophecy, or God's message, was usually a warning about sinful behavior, a plea to return to God, or a promise of things to come. This sometimes included telling about a blessing or curse to come as a result of the people's choices. The overall purpose of a prophet's message was to motivate change in attitudes or behavior. As we read through Scripture, we can see that the messages of God delivered through the prophets were always followed by fulfillment of those words.

## **Spiritual Practice: Service**

Jeremiah had a message to tell, and nothing was going to keep him from fulfilling his calling. What can you do to spread the message of God's love? When you are out and about, smile at people, hold open doors, or say "God bless you" to servers, cashiers, and others.



# Lesson Plan



## Into the Story (10 minutes)

### Are You Listening?

Identify the difference between hearing and listening.

*You will need:*

- † Internet-connected video player

*Before class:*

1. On YouTube, search for “Verizon Wireless test man launch” and cue the video, after the advertisement, if necessary.

*During class:*

1. Show a “Can You Hear Me Now” commercial.
2. Note: if you do not have access to technology, tell the students about the “Can You Hear Me Now” campaign in commercials by taking out your phone, wandering around the room and repeating, “Can you hear me now?” to reenact the commercial.
3. **If a person says, “Yes, I can hear you,” does that mean the person is listening to you?** *[No.]*
4. **What is the difference between hearing and listening?** *[Hearing means the sound of the other person’s voice has registered with the ears and brain. Listening means we are processing each word, thinking about what it being said, and can repeat the ideas if asked.]*
5. **What are some examples of situations when we hear other people talking, but we do not actually listen to their words?** *[When we are bored or not interested, when we are tired, when we think the message does not apply to us, when we are in a crowd and the words are not intended for us.]*
6. **What are some situations when we listen closely to the words we hear?** *[When we want to know something; when we need to understand instructions].*
7. **We are going to hear a story today about people who heard God’s message but chose not to listen. Will you be listening?**

## *Bible Nuts & Bolts (15 minutes)*

### *Prophecy Scrolls*

Write scrolls to keep at the bedside.

*You will need:*

- † Bibles
- † Gold parchment paper
- † Pens or pencils
- † Paperclips

*During class:*

1. **We read in the Bible about the days when God used prophets to deliver messages to people. These messages are called prophecies. Prophets were those who heard a message from God and then shared that message with the people—or we can say they prophesied. Sometimes the message was about something good to come. Many times it was a warning about behavior that needed to be changed and what would happen if the people did not repent and return to God.**
2. **Open to the table of contents in your Bibles.**
3. **The books in the Bible that contain prophecy are the books that we call the Prophets. They begin with Isaiah and go through Malachi. Join with me in reading the names of the books that hold prophecy: Isaiah, Jeremiah, Lamentations, Ezekiel, Daniel, Hosea, Joel, Amos, Obadiah, Jonah, Micah, Nahum, Habakkuk (huh-BACK-uk), Zephaniah, Haggai, Zechariah, and Malachi.**
4. **Seventeen of the 39 Old Testament books—about half of the books—hold the words that God gave to the prophets, the words they were to say to the people.**
5. **When God spoke through the prophets, do you think the people heard, listened, or both? Explain your answer. [Answers will vary.]**
6. **Ask a volunteer to read Jeremiah 31:34b, the second part of the verse (often after a period or semicolon). In this case, the part which begins “For I will forgive...” (NRSV).**
7. **We are going to make a scroll by writing some words that God gave to Jeremiah the prophet. Distribute paper and pens or pencils. Write the words of Jeremiah 31:34b on the gold parchment paper. When you are done, roll the paper in from both ends, and hold the rolls together in two places with paper clips.**



8. The prophets spoke specific messages to specific people. When we read the Old Testament prophecies, we can learn about how much God cared for and was involved in the lives of people. The words on your scrolls are words that God spoke through Jeremiah for people of that day, but they apply to us today, too.
9. In what way do you think those words apply to us? *[We sin, and it is good to know that God not only forgives us, but forgets about our sin as well.]*
10. Keep this scroll by your bedside and read it each night before or after your bedtime prayers.



## *Learning the Story (15 minutes)*

### *A Dramatic Reading of Jeremiah*

Role play the story.

*You will need:*

- † Bibles
- † Activity Sheet #3-11.A
- † Paper
- † Waste basket

*Before class:*

1. Roll a sheet of paper to look like a scroll.
2. Make copies of Activity Sheet #3-11.A, one for each student.

*During class:*

1. Ask for volunteers to play the following roles in the dramatization of today's Scripture reading: God, Jeremiah, Baruch, Jehudi, and the king. The rest of the students will be the people in the temple.
2. Distribute scripts (Activity Sheet #3-11.A). **When you see your character's name in bold, you are to read the lines. When you see your character's name with words in italics and parentheses next to it, do what the words say.**
3. Go through the dramatization using the script.
4. **Imagine God having a message for someone and the person not listening! What do you think about the way the king handled God's message?** [*Answers will vary.*]
5. **Even after the people refused to obey God, God had compassion for them.**
6. Ask a volunteer to read Jeremiah 31:31.
7. Ask a volunteer to read Jeremiah 31:32.
8. Ask everyone to read Jeremiah 31:33 in unison: **But this is the covenant that I will make with the house of Israel after those days, says the Lord: I will put my law within them, and I will write it on their hearts; and I will be their God, and they shall be my people.**
9. **What kind of God says something like this after the people have turned their backs time and time again?** [*A loving and forgiving God.*]
10. Ask everyone to read Jeremiah 31:34 in unison: **No longer shall they teach one another, or say to each other, "Know the Lord," for they shall all know me, from the least of them to the greatest, says the Lord; for I will forgive their iniquity, and remember their sin no more.**
11. **Praise God!**





## *Living the Story (15 minutes)*

### *Service Balloons*

Balloon messages proclaim Christ as King.

*You will need:*

- † Balloons
- † Note cards
- † Hole punch
- † String
- † Scissors

*During class:*

1. **What are some of the ways we give messages to other people? This includes get-well messages, messages of love, advertisement messages, and so forth.** *[Balloons, flowers, singing telegram, letter, message sign pulled by a boat or airplane, text message, email, voicemail, phone, word of mouth, megaphone, broadcast, billboards, face to face]*
2. **We are going to use balloons to give messages. You will need to blow up balloons and tie the end. Then, write a message on a note card. Use the hole punch to make a hole near a corner of the note card. Thread the string through the hole in the card and then use both ends of the string to tie the card to the knotted end of the balloon. Make as many as you can.**
3. Be prepared to help with tying the ends.
4. **When church lets out, we can give these to the congregation as an act of service. Today is Christ the King Sunday, and our service will be to remind people of that and to celebrate that Christ is king.** Alternatively, they can give the balloons to friends and family.
5. **The message on the note card will be “Christ is King.”**
6. At the end of the service, the students can stand at the doors and hand out the balloons until they run out.



## *Additional Activities*

---

### *God-Sightings Message Boards (15 minutes)*

---

Add God sightings to the existing message board.

*You will need:*

- † Message boards from previous weeks
- † Note cards
- † Pens or pencils
- † Push pins or tape

*During class:*

1. Using the board(s) from the previous weeks, continue with the same activity where students share and add God sightings from their life this past week and add notecards about them to the message board.
2. This is the last day in the God Sightings unit, so take time to review the note cards that are on the boards. Some are about the lessons in the unit and others are the God sightings that the students experienced throughout the weeks.
3. **Even though this is our last week with the God-sightings message boards, please keep looking for and enjoying God sightings!**



## *Crossword Competition (15 minutes)*

---

Teams compete to solve a crossword puzzle.

*You will need:*

- † Bibles
- † Activity Sheet #3-11.B
- † Pencils

*Before class:*

1. Print copies of Activity Sheet #3-11.B for each group of students that you will have.

*During class:*

1. Divide the students into teams.
2. Give each student an Activity Sheet and a pencil.
3. **Work as a group to solve the puzzle. Think back to the story we acted out from Jeremiah.**
4. **See what you can do as a team to answer the questions without using your Bibles. For the last few minutes, you will get to use the Bible to fill in any unanswered parts of the puzzle.**
5. Determine what time you will announce that Bibles can be used. Allow a certain number of minutes for that final search.
6. When the activity is over, review by asking the questions on the crossword puzzle. If the students do not have an answer, use the answer key to provide the answer.
7. **It is comforting to know that no matter what we do, God stands by God's promise, forgiving and forgetting the sins of God's people.**

## *Seek and Find (15 minutes)*

---

Search for clues to answer God-sighting questions.

*You will need:*

- † Activity Sheet #3-11.C
- † Colored paper
- † Lined paper
- † Scissors
- † Pens or pencils

*Before class:*

1. Print one copy of Activity Sheet #3-11.C for each group of students that you will have. Use a different color paper for each sheet.

*During class:*

1. Split the students into groups. Distribute Activity Sheets to the group.
2. **We are going to re-think God sightings by being deep and creative thinkers. Here is what you are going to do.**
3. **Each group will need to come up with four unique ways that you can see God in day-to-day life. Each group will write those ideas inside the magnifying lens—one idea per magnifying lens. Then you will cut them out.**
4. **The groups will hide these magnifying lenses around the room.**
5. **You will search for the magnifying lenses, trying not to let the other groups see what you have found. Using lined paper, transfer the idea that you found on a magnifying lens to your group's ongoing list, and then hide the lens again.**
6. **When a group has captured the content of all of the magnifying lenses, the activity will be over.**
7. **The group that finishes first will read its list to the class.**
8. Go through the activity.
9. At the end say: **Sometimes we have to take time to look to see God's work and message in our daily lives. I hope you will take time to do that.**

## ***Bible Book (5 minutes)***

---

Optional ongoing activity.

*You will need:*

- † Bible Book page (found at end of lesson)
- † Cardstock or plain paper
- † Pens or pencils
- † Markers or crayons
- † Optional: three-ring binders, hole punch

*Before class:*

1. Make copies of this week's Bible Book page on cardstock or copy paper for each student.

*During class:*

1. Hand out Bible Book pages.
2. **What are some of the important things we have learned from today's story?**  
*[Answers will vary.]*
3. **On the bottom of your page, please write one or two important things that you have learned from the story today. In the middle of the page, draw a picture from the story or illustrate one of the important things you've learned. Don't forget to put your name on the back of the page, please!**
4. Optional: Collect and three-hole punch the pages, and put them in individual binders for each student to be kept at church until the end of the year. If you wish, you can investigate other options for binding the Bible books through a local print shop at the end of the year instead of using a three-ring binder.



## *Sending the Story (5 minutes)*

---

- What is prophecy?
- Why did God need to send messages to the people through the prophets?
- Was there any part of today's story that you did not like?
- What was your favorite part of today's story?

### *Prayer*

---

Before ending class, make a point to come together to pray. Use the following or say your own prayer.

Sing the song, "You Are My King (Amazing Love)" by Billy J. Foote. If you unfamiliar with this song, search for a music video on YouTube and ask the students to sing along.

# *A Dramatic Reading of Jeremiah*

*Role play the story.*

- **Narrator**
- **Jeremiah**
- **God**
- **Baruch** (ba-ROO-k)
- **Jehudi** (je-HOO-dee)
- **King**

**Narrator:** In the fourth year of King Jehoiakim (juh-HOY-a-keem) son of Josiah of Judah, this word came to Jeremiah from the Lord:

**Jeremiah:** (Kneel and look up toward heaven.)

**God:** Take a scroll and write on it all the words that I have spoken to you against Israel and Judah and all the nations, from the day I spoke to you, from the days of Josiah until today. It may be that when the house of Judah hears of all the disasters that I intend to do to them, all of them may turn from their evil ways, so that I may forgive their iniquity and their sin.

**Narrator:** Then Jeremiah called Baruch (ba-ROO-k) son of Neriah (ne-RYE-uh),

**Jeremiah:** Baruch, come here!

**Baruch:** (*Joins Jeremiah.*)

**Narrator:** Baruch wrote on a scroll at Jeremiah's dictation all the words of the Lord that he had spoken to him.

**Jeremiah:** Write this, Baruch. I have told you to turn from your evil ways. I have told you to stop worshipping many gods. You have not listened. Your bad choices will result in doom for you.

**Baruch:** (*Writes on the scroll.*)

**Narrator:** Jeremiah ordered Baruch, saying,



# *A Dramatic Reading of Jeremiah*

*Role play the story.*

**Jeremiah:** I am prevented from entering the house of the Lord; so you go yourself, and on a fast day in the hearing of the people in the Lord's house you shall read the words of the Lord from the scroll that you have written at my dictation. You shall read them also in the hearing of all the people of Judah who come up from their towns. It may be that their plea will come before the Lord, and that all of them will turn from their evil ways, for great is the anger and wrath that the Lord has pronounced against this people.

**Narrator:** And Baruch son of Neriah did all that the prophet Jeremiah ordered him about reading from the scroll the words of the Lord in the Lord's house.

**Baruch:** *(Stand on a chair, or stand tall, open the scroll, and face the rest of the students.)*

**Baruch:** I have told you to turn from your evil ways. I have told you to stop worshipping many gods. You have not listened. Your bad choices will result in doom for you.

**Baruch:** *(Place the scroll on the table.)*

**Narrator:** When the king heard about this, the king sent Jehudi (je-HOO-dee) to get the scroll.

**Jehudi:** *(Pick up the scroll from the table.)*

**Narrator:** Jehudi read it to the king and all the officials who stood beside the king.

**Jehudi:** *(Stand near the king.)*

**Jehudi:** I have told you to turn from your evil ways.

**Narrator:** Now the king was sitting in his winter apartment (it was the ninth month), and there was a fire burning in the brazier before him. As Jehudi read three or four columns, the king would cut them off with a penknife and throw them into the fire in the brazier, until the entire scroll was consumed in the fire that was in the brazier.

**King:** *(Take the scroll, tear off part of the scroll, and put it in the waste basket.)*

**Jehudi:** I have told you to stop worshipping many gods.

**King:** *(Take the scroll, tear off part of the scroll, and put it in the waste basket.)*

# *A Dramatic Reading of Jeremiah*

*Role play the story.*

**Jehudi:** You have not listened.

**King:** *(Take the scroll, tear off part of the scroll, and put it in the waste basket.)*

**Jehudi:** Your bad choices will result in doom for you.

**Narrator:** Now, after the king had burned the scroll with the words that Baruch wrote at Jeremiah's dictation, the word of the Lord came to Jeremiah:


**Jeremiah:** *(Kneel and look up toward heaven.)*

**God:** Take another scroll and write on it all the former words that were in the first scroll, which King Jehoiakim of Judah has burned.



# Crossword Competition

Compete to solve a Jeremiah crossword puzzle.



Down:

- 1 \_\_\_\_\_ was a prophet.
- 2 God promised to be the people's \_\_\_\_\_.
- 4 Another name for God.
- 5 The people did not keep their covenant with God, but God still gave them a \_\_\_\_\_ one.
- 8 What did God promise to do with the people's sin?
- 9 \_\_\_\_\_ read the scroll to the king.
- 11 The prophecy was written on a \_\_\_\_\_.
- 12 What did God promise NOT to do with the people's sin?
- 14 The people needed to \_\_\_\_\_ away from their ways and come back to God.
- 15 The king \_\_\_\_\_ the scroll as it was being read.

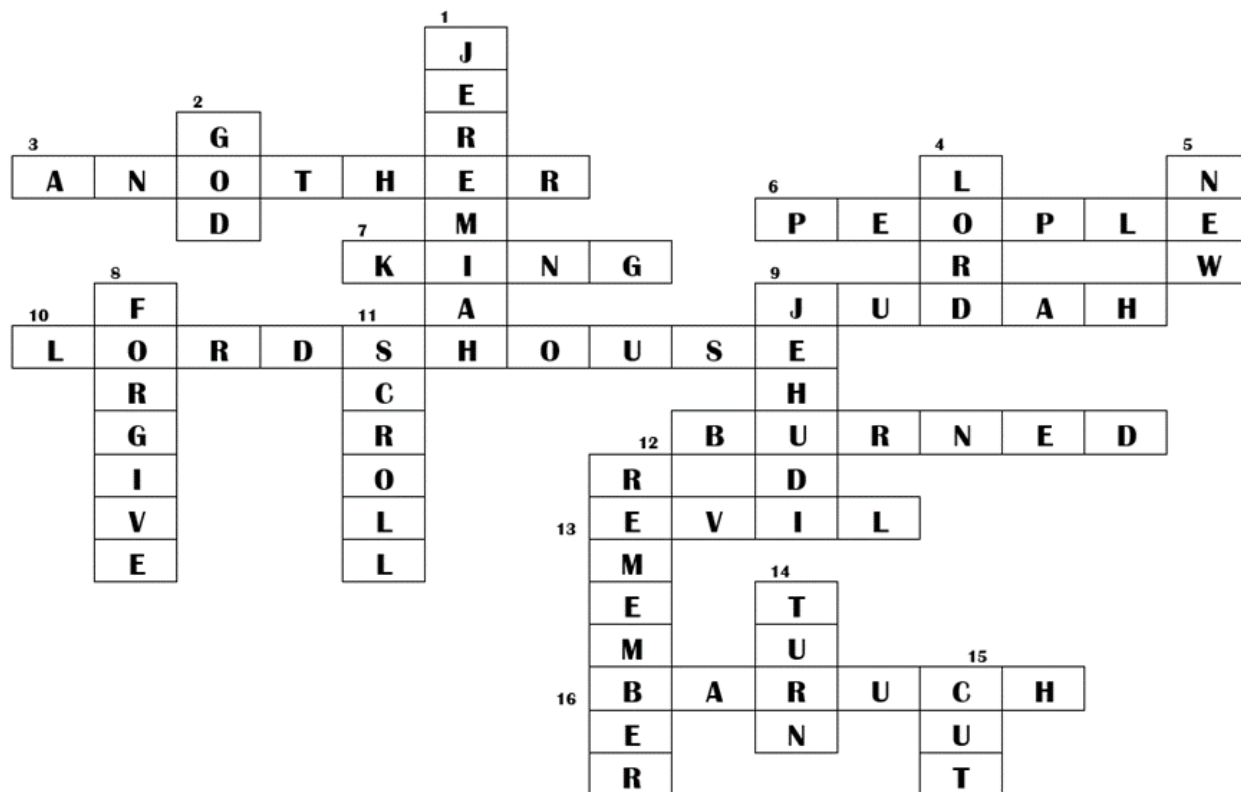
Across:

- 3 God told Jeremiah to write \_\_\_\_\_ scroll.
- 6 God said the people would be God's \_\_\_\_\_.
- 7 The \_\_\_\_\_ did not care about the words on the scroll.
- 9 God hoped the people of \_\_\_\_\_ would hear the message and change their ways.
- 10 Where was the scroll read the first time?
- 12 The king \_\_\_\_\_ the entire scroll.
- 13 The people's ways were \_\_\_\_\_.



# Crossword Competition

Answer Key











# *Seek and Find*

*Search for clues to answer God-sighting questions.*





# ***A New Covenant***

**Jeremiah 36:1-8, 21-23, 27-28; 31:31-34**

***I Learned:***

---

---

---

---





3<sup>rd</sup> - 6<sup>th</sup>

# *The Story @ Home*

**Living the Word: Teaching Kids God's Story**  
Narrative Lectionary, Year 3 (2020-2021)

**Lesson #3-11**  
Jeremiah 36:1-8, 21-23, 27-28; 31:31-34

## *Last Week*

God calls Isaiah to be a prophet in a dramatic and frightening vision in the temple, but, unlike Jonah, he accepts the call (Isaiah 6:1-8).

## *This Week*

The prophet Jeremiah has a message calling an unfaithful people to repentance with promises of forgiveness. The king burns the prophecy, but the prophet just writes it again (Jeremiah 36:1-8, 21-23, 27-28; 31:31-34).

## *The Point*

No matter what we do, God promises a renewed relationship with us.

## *Story Summary*

### *A New Covenant*

God gave Jeremiah a message for the people. If they did not repent and change, they faced harsh consequences. Jeremiah sent Baruch to the temple to read the message to the crowd. The king did not like the message. The king commanded that the scroll be sent to him. As it was read to him, the king cut off each part and threw it into the fire until the entire scroll was burned. God told Jeremiah to rewrite the words on another scroll. God added words to the message. Even though the people broke the last covenant with God, the Lord would make a new covenant with the people. God promised to be their God and to forgive their sins.

## *Next Week*

The people did not listen to the prophets and are sent into exile. Daniel refused to stop worshipping the God of Israel, so he was thrown into a lion's den. God kept him safe throughout the night (Daniel 6:6-27).

## *Bible Nuts & Bolts*

### *Prophecy*

In the Bible, a prophecy was not primarily saying what would happen in the future. It was usually a warning calling the people to repent to escape the consequences of their sinful behavior or a promise of hope for things to come. The overall purpose of a prophet's message was to change the people's behavior or give hope in a difficult situation.

## *Practice: Service*

Jeremiah had a message to tell, and nothing was going to keep him from fulfilling his calling. What can your family do to spread the message of God's love even when a busy lifestyle leaves you with little extra time? When you are out and about, pause briefly to smile at people, hold doors, or say "God bless you."

### Family Discussions

Use the questions below or other questions you think of to discuss today's Scripture reading (listed above) with your family.

- ✚ What does this tell you about God?
- ✚ What about this passage helps you want to trust God?
- ✚ What does this tell you about God's involvement in our lives?

### Family Devotions

As you hear and study these stories each week, consider what God has to say to you and your family. What is God's message to us? How should we respond?

#### Sunday—Read Jeremiah 36:1-8, 21-22, 27-28; 31:31-34

God spoke through Jeremiah with a new covenant. Work together to memorize the last part of Jeremiah 31:34. Say the first word, and take turns repeating it. Say the first two words and each take a turn repeating. Say the first three words, etc. Recite the verse together when you are done.

#### Monday—Read Jeremiah 39:11-18

When Jeremiah was captured, God gave him a message that God would destroy the evil city but protect him. God protected Jeremiah while he was being held by the guards and released. Sit in the car (or pretend to). Strap on the seatbelts. Imagine God's love wrapping around you, protecting you from enemies or harm.

#### Tuesday—Read Jeremiah 42:7-16

Jeremiah prayed to God to know if the people should stay or move. God's answer was to stay in the land, and God would watch over them there. Pray first and then make a decision together. This can be simple (about a meal, a program to watch, a family outing).

#### Wednesday—Read Jeremiah 44:1-10

The people continued worshipping idols. God used Jeremiah to remind them of how God dealt with the wickedness of previous generations. Discuss some things you will not do because you know those actions did not turn out well for others. What have we learned from others' poor choices?

#### Thursday—Read Daniel 1:1-17

The Israelites in the Babylonian court served the ungodly king while making sure they followed God's laws about food. Make a plan for what to do to show respect to others who do things differently while you also make sure to follow God's ways. Role play this plan in action.

#### Friday—Read Daniel 3:1-18

King Nebuchadnezzar demanded that the people worship his image of gold. Otherwise, they would be thrown into a fiery furnace. Listen to each other's heart beat. Try the same with a stone or ring. Why would someone worship an object instead of the living God?

#### Saturday—Read Daniel 5:1-8, 13-16, 23-28

Daniel was brought in to the king to interpret writing on the wall. God gave him the ability to know its meaning. Make up a secret code. This code might use shapes for letters or for words, or it can add some silly sound to the end of words. Write and interpret messages.