

Suri Spider Selects a Solution

By Chelsea T. Morris, Carlie Sandefur, Cristina Alicot, and Lise Fox

Suri Spider designed by
Cristina Zaldivar dba Properly Posted

ChallengingBehavior.org

The reproduction of this document is encouraged. Permission to copy is not required. If modified or used in another format, please cite original source.
This is a product of the National Center for Pyramid Model Innovations and was made possible by Cooperative Agreement #H326B170003 which is funded by the U.S. Department of Education, Office of Special Education Programs. However, those contents do not necessarily represent the policy of the Department of Education, and you should not assume endorsement by the Federal Government.
Pub: 12/06/21

IDEAs that Work
Office of Special Education Programs
U.S. Department of Education

University of South Florida

GO WEST UWG
EARLY LEARNING CENTER
COLLEGE OF EDUCATION
Innovation in Teaching, Leadership, and Wellness

NCPMI



Suri Spider is a super spider. She likes to play with her friends at Sunny Stream School.



Sometimes, Suri's friends do things she doesn't like. Suri did not know what to do when she didn't like what her friends were doing.

She would get mad, or cry, or hit her friends.

Her friends would get upset or scared.







Suri now knows a way to solve
her problems when she is angry.



Step 1

Stop your body and identify the problem.



Step 2

Look at the solutions.



Step 3

Pick a solution that will work.



When Suri Spider works with her friends to select a solution, she feels proud and happy.

Her friends want to play with her and feel good.



The End!





wait and take turns



ask for help



play together



say “please”

Suri Spider Solution Kit



ignore



get a teacher

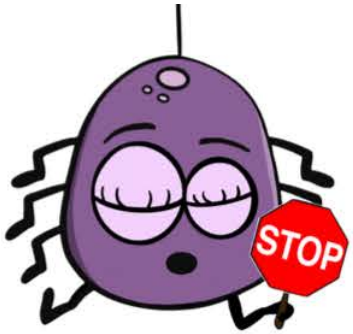

say “please stop”



share and trade

Classroom Tips on the Suri Strategy

- Model problem-solving in the classroom.
- Teach the children the steps of how to select a solution.
    - Step 1: Stop your body and identify the problem.
    - Step 2: Look at the solutions.
    - Step 3: Pick a solution.
- Practice these steps frequently.
- Sometimes, more than one child can pick a solution together.
- Recognize and comment positively when a child solves a problem on their own or with a peer.
- Involve families by giving them ideas for teaching the "Suri Strategy to Select a Solution" at home.



Questions to Help Children Think of Possible Solutions:

- *What do you think the problem is?*
- *What might help you solve the problem?*
- *Do you think [insert solution] will help the problem?*

Scripted Story Tips

Please note that you can use real photographs with the line drawings for children that need this level of support. For instance, next to the line drawings, you can glue or Velcro a photograph of the class using the 'Solution Kit'. Snap a photo of the children showing how they identify the problem, select a solution, and share the solution together.