Scouting America
Greater Alabama Council

How to Guide for Taking
Safeguarding Youth Training

All registered adults are required to complete Safeguarding Youth Training, formerly Youth Protection Training, annually. Recommended Browsers are Google Chrome for the PC or Safari for the MAC.

1. Go to https://my.scouting.org/
2. Enter your login name and password. If you cannot remember your username or password contact the office at 205-970-0251



3. On the opening page of my.scouting.org, click on the Safeguarding Youth logo in either English or Spanish.



4. If this is your first time completing Safeguarding Youth Training, click on the blue "Enroll" box. Make sure you are enrolling in the 90-minute Learning Plan.

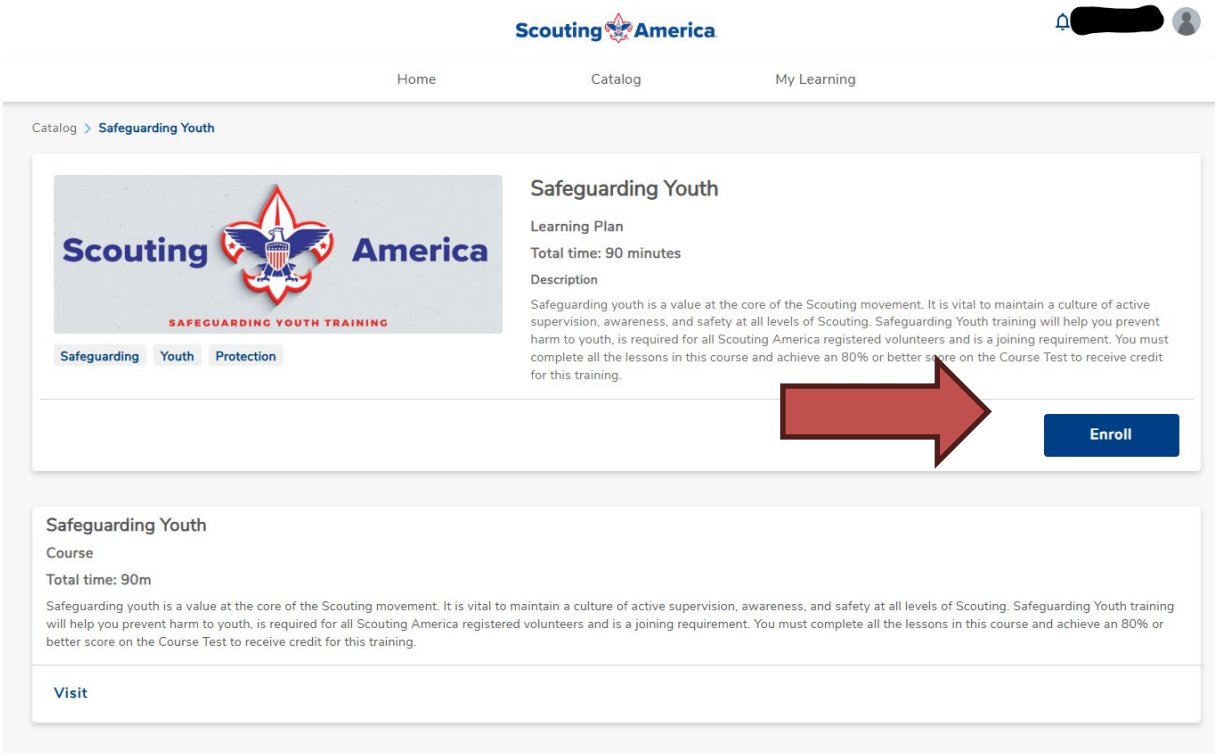

5. If you have completed the training in the past, and it is now expired, you may need to select "Retake" in order to take the training again.

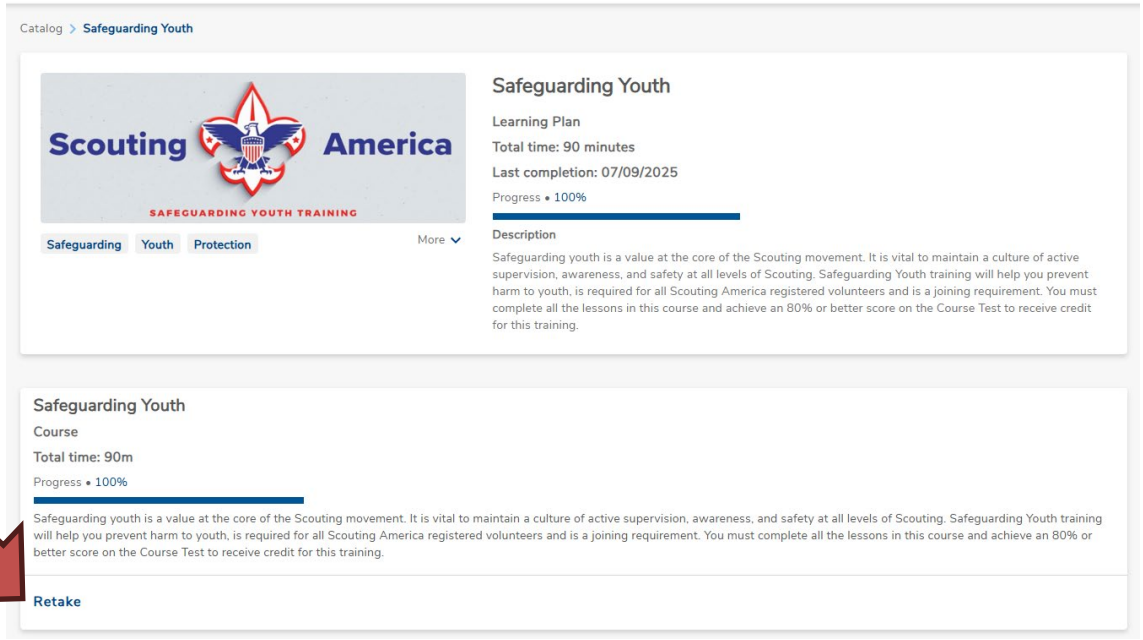

6. Upon completion your certificate will be emailed to you, this may take 24 hours. You can also download your certificate in my.scouting.org by selecting My Training from the drop down menu on the top right of your screen. You can then print your certificate.

