

# April 2019 Project Activity Report



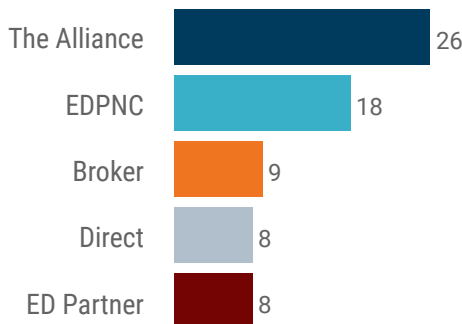
The EDC received 14 new RFIs (requests for information) in April and submitted sites/buildings for 12 of the new requests. There were 6 client site visits in April.



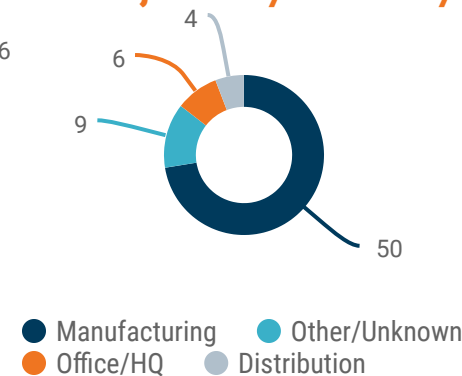
## Other Project Activity Stats



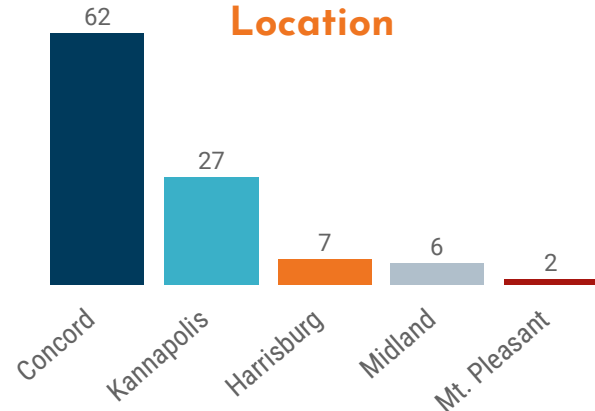
### Projects By Source



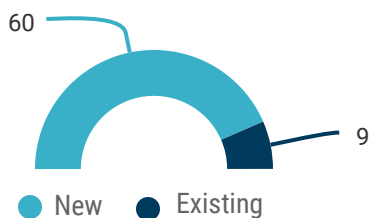
### Projects By Industry



### # of Projects By Location



### Projects By Type



**204**

average jobs per project



**113K**

average square feet per project



**23%**

of Cabarrus EDC's projects involve companies outside of the U.S.



**79M**

average investment per project



**56**

average acres per project

