
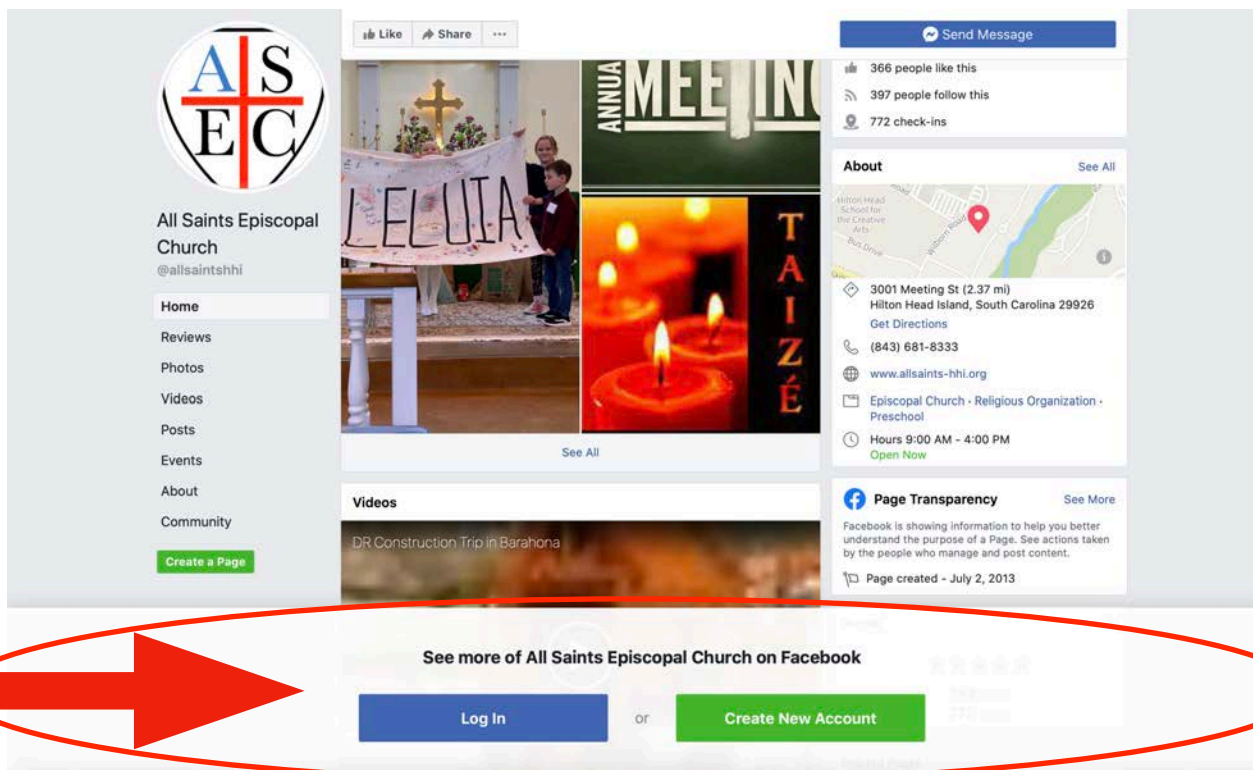


What To Do If You Don't Have a Facebook Account


1. Type facebook.com/allsaintshhi into your preferred web browser




2. This screen will come up. You don't have to click on either option. Feel free to scroll down on the page and click on links.




3. After a couple of moments this screen will pop up in your window.



4. Click the 'Not Now' option under the green box.



5. You are free to click on any links or watch any videos. You just will not be able to like or comment on any posts. Your screen will continue to look like this but you are still able to use and enjoy the All Saints Facebook page!



All Saints Episcopal Church
@allsaintshhi




- Home
- Reviews
- Photos
- Videos
- Posts
- Events
- About
- Community

[Create a Page](#)

Like

Share

...



[See All](#)

Videos

DR Construction Trip in Barahona

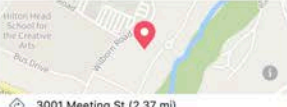
Send Message

366 people like this

397 people follow this

772 check-ins

About



3001 Meeting St (2.37 mi)

Hilton Head Island, South Carolina 29926

[Get Directions](#)

(843) 681-8333

www.allsaints-hhi.org

Episcopal Church · Religious Organization · Preschool

Hours 9:00 AM - 4:00 PM

[Open Now](#)

Page Transparency

See More

Facebook is showing information to help you better understand the purpose of a Page. See actions taken by the people who manage and post content.

Page created - July 2, 2013

See more of All Saints Episcopal Church on Facebook

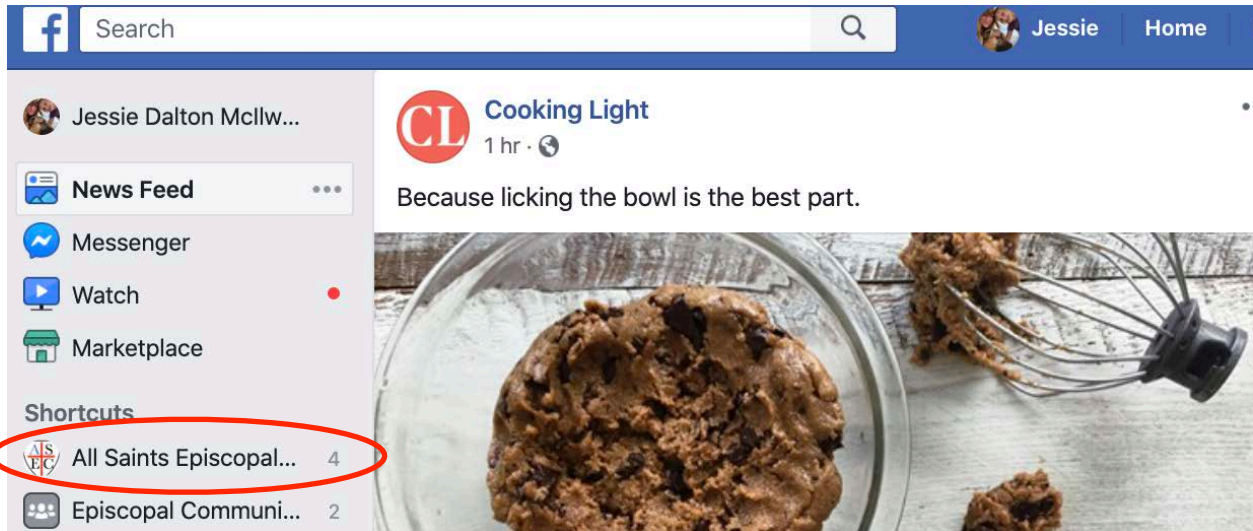
Log In

or


Create New Account

What To Do If You Have a Facebook Account

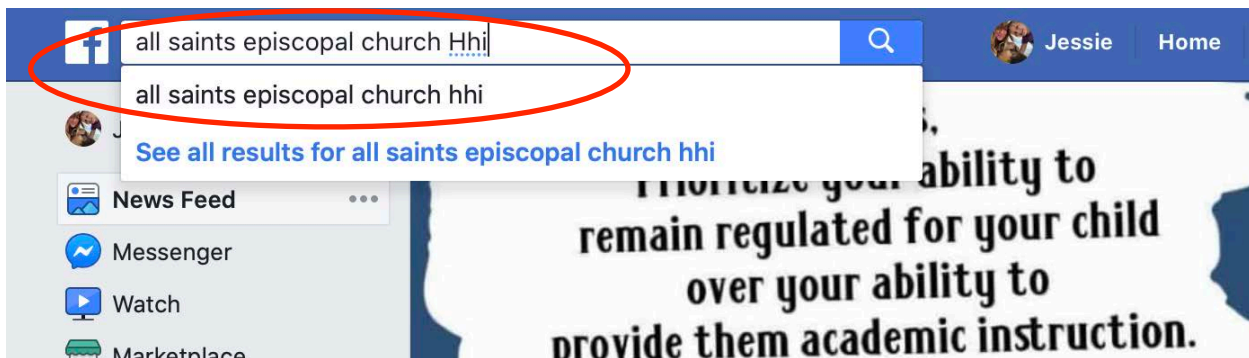
1. If you are already logged on and follow our page you will be able to see the page on the left column.



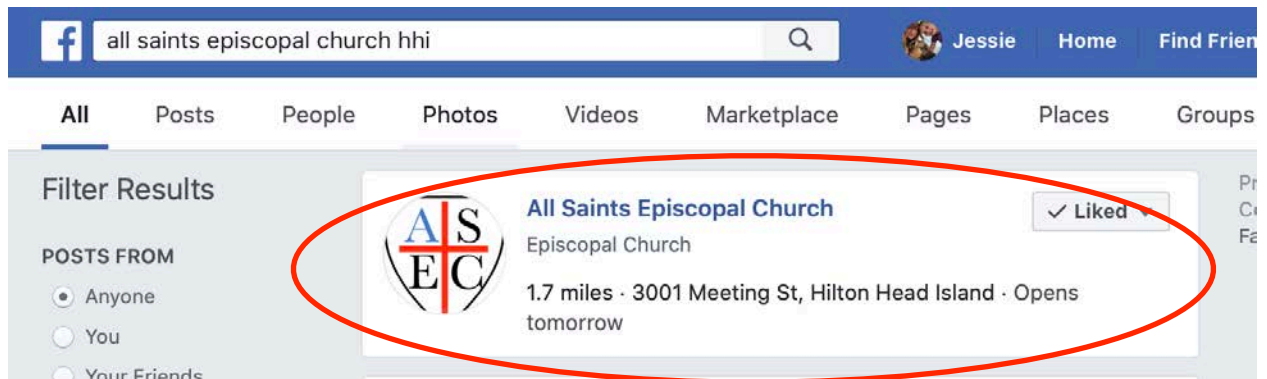
2. If you don't see All Saints in the left column you can just go to your web browser url/search bar and type in our direct page facebook.com/allsaintshhi.



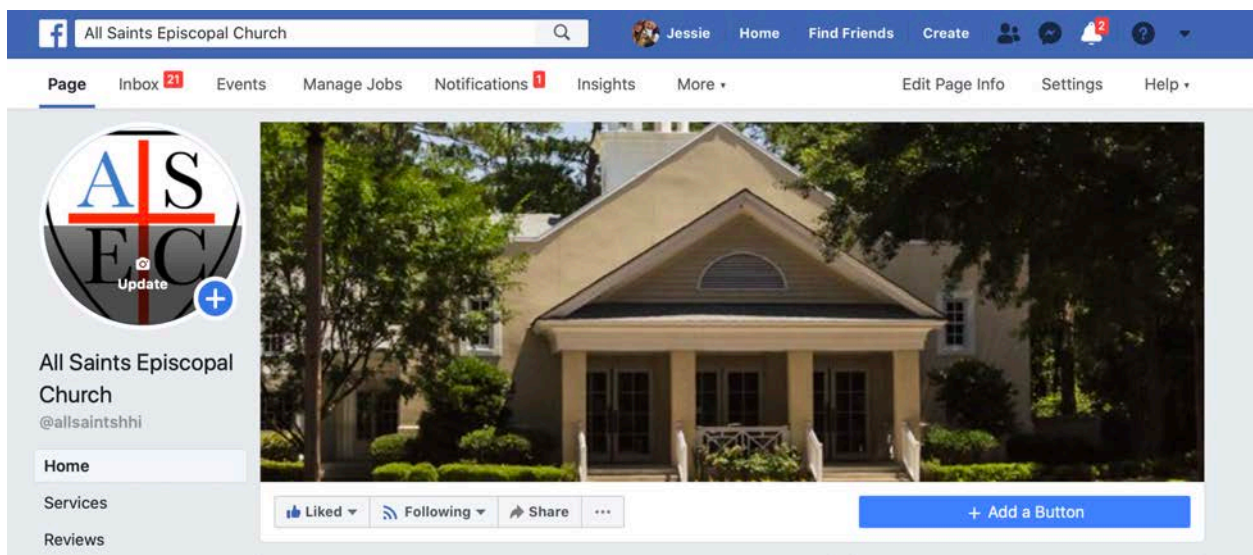
3. Or if you don't see All Saints Episcopal Church show up in your left column, go to the Facebook search bar and search for All Saints Episcopal Church HHI.



4. You will come to a search results page - select the page that looks like this.




5. Click on the link and it will bring you to the All Saints Facebook page. From here you can like, comment, and watch any video you want.

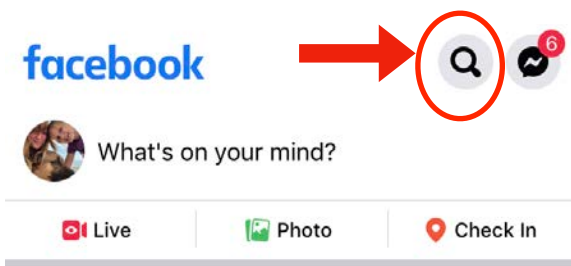


How to Watch on Mobile

1. Open your Facebook App.



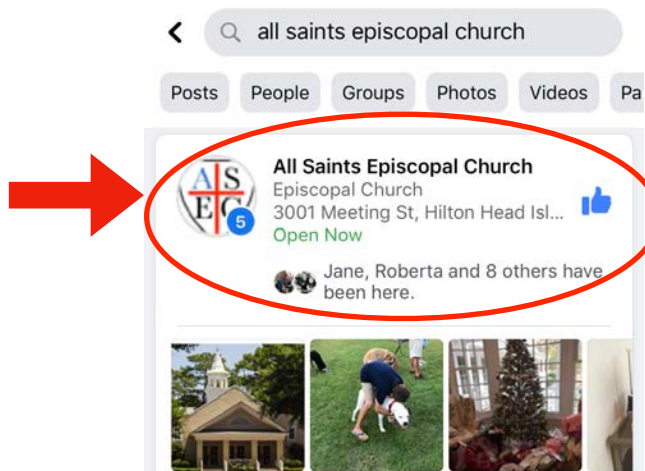
2. You will come to your home screen. Click on the magnifying glass.




3. It will bring you to a search page. Type in All Saints Episcopal Church



4. Click on All Saints Episcopal Church. It will bring you to a search results page. Click on the All Saints option that looks like this.




5. It will bring you to the All Saints Facebook page where you can like, comment, click on links, and watch videos.



How To Watch Video on the All Saints Website

1. In your web browser search bar type in allsaints-hhi.org



2. The All Saints website will open.



3. Scroll down the page just past the 'Contact Us Button' for the most recent videos.

Celebrating and Sharing God's Love for All

CONTACT US

Sunday Morning Worship



Join us for our Sunday Liturgy of the Word.

If you would like to follow along with the service the bulletin can be found by [clicking here](#).

4. If you want to watch a previous week's video you can click on Online Worship in our Navigation and just scroll down until you find the video you are looking for.



[Home](#) [About All Saints](#) [Worship](#) [Learn](#) [Online Worship](#)

Online Worship

Sunday Liturgy of the Word, March 22



The bulletin can be downloaded or viewed by [clicking here](#).