

Instructions for Applying and Registering for Classes/Field Trips at TCC WEI

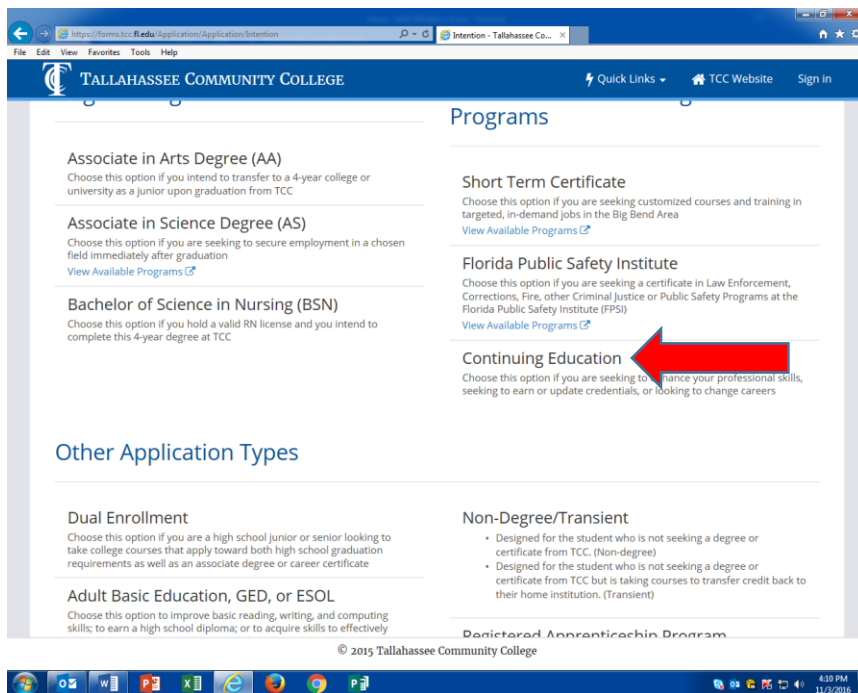
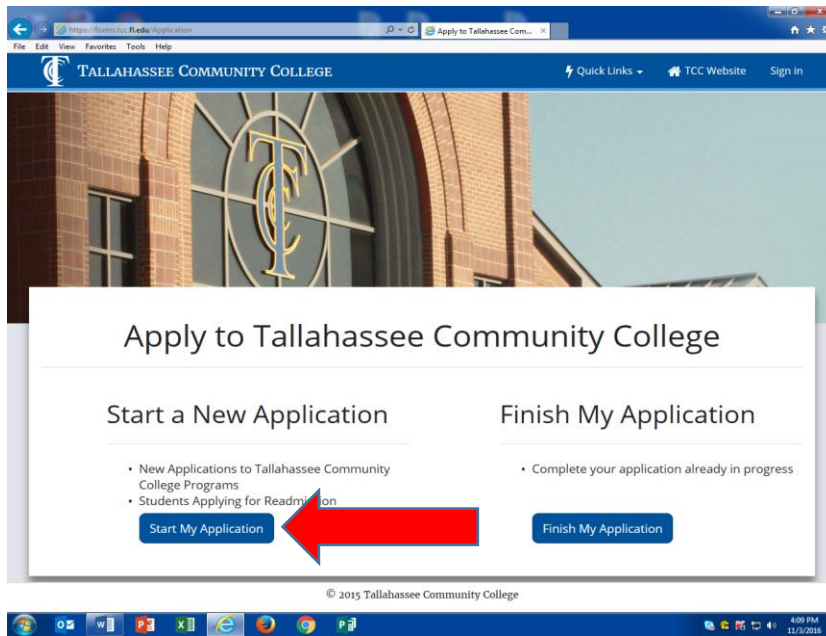
To register for our classes/field trips:

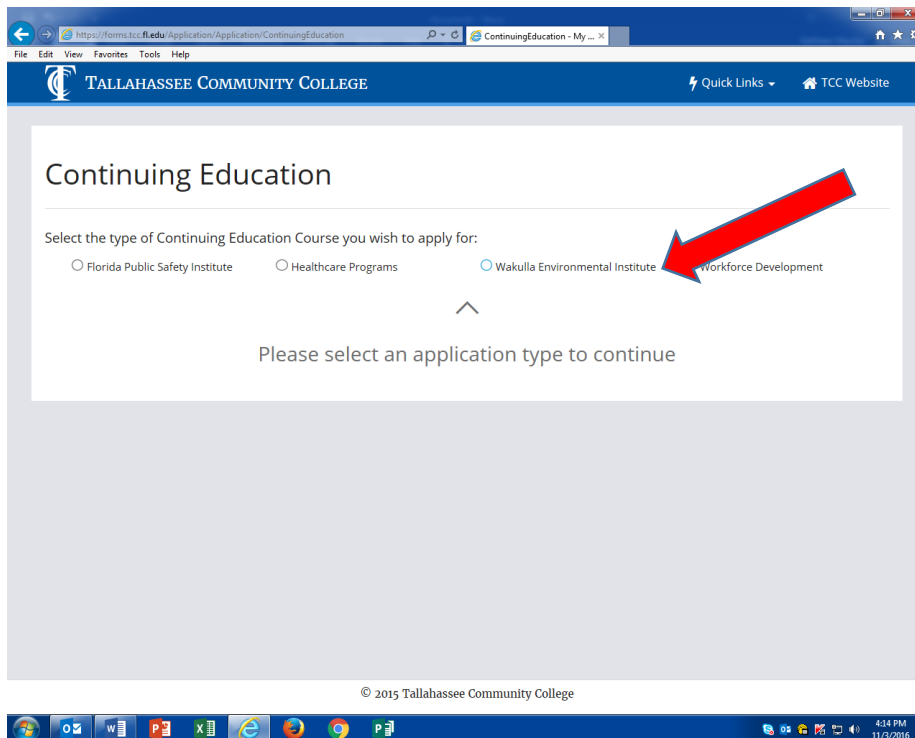
- **Apply** first and then **Register**, www.tcc.fl.edu. Where ever you see a red arrow in the instructions below, please click there on our TCC website. **If you have ever been a student or taken any classes ever at TCC, you already have a student ID#, so you can skip the “Apply” step. You will start with the second section of instructions labeled “Eaglenet”.** If you don’t know what your Eaglenet Password/PIN is, please call our IT Help Desk, 201-8540, option 4.
- After you have applied, you follow the directions below for Eaglenet. Once you put in your student ID number and password you will see a screen with your name at the top. To left there are boxes you can click on to do various things, one says “Add/Drop”, click on that box.
- Then next screens should be self-explanatory. For the course number(s) and reference number(s) for the classes/field trips you want to take, refer to the email, they are in parentheses at the end of each heading.

If you need further help, please call Kathie Mackie, 558-3503 or mackiek@tcc.fl.edu. Thank you!

TO APPLY:







The rest should be self-explanatory, if you have any further questions please call or email me, Kathie Mackie, 558-3503, or mackiek@tcc.fl.edu.

Red arrows indicate where to click on the website. Start from the homepage, www.tcc.fl.edu.

TO REGISTER:



