

Just Sew Studio

Store Hours

Mon & Thurs 10 am—7 pm
 Tues, Wed, Fri 9 am—5:30 pm
 Sat 9 am—4 pm

4124 W Division St.
 Suite 2
 St. Cloud, MN 56301
 (320) 654-1580

March 2019

justsewstudiomn.com

justsewstudiomn@hotmail.com

PFAFF Software Basics *FREE

Need help transferring embroidery designs or learning how to download designs? Tues, Mar 5 10:30 am

PFAFF Premier+2 Ultra *FREE

Fun with Quick Font. Tues, Mar 26, 10:30 am

Know Your PFAFF—Sewing

Review the basics of threading, winding a bobbin and learn what the buttons/icons do on your PFAFF sewing machine. Thurs, Mar 7, 1-3 pm, Thurs, Mar 21, 5—7 pm *FREE

Know Your PFAFF—Embroidery

Learn the basics of machine embroidery. Thurs, Mar 14, 1—3 pm ; Mon, Mar 18, 5-7 pm *FREE


Icon Club

Gain confidence with the Applique Creator feature of your PFAFF Icon. Fri, Mar 8 10:00 –noon OR 1-3 pm. *FREE (Optional \$15 kit available if you choose to sew the project.)

The Monday Sew-ciety



Cozy Cabin Runner Log cabins, pine cones and plaid will warm up your winter décor. Mon, Mar 11; 1—5 pm \$20 class/kit fee

 **Free Motion BOM** Build your skills as we practice 2 new patterns. Mon, Mar 25, 1—4 pm

Learn to Sew Monthly classes where we will focus on various techniques to grow your sewing skills. Bring your machine, no matter where you bought it or what brand it is, to learn how to use it or rent one of our classroom models.

Sat, Mar 9, 10—1 pm **Basics** Learn to thread your machine, select stitches and make a pillowcase. Class/kit fee \$25

Sat, Mar 23 **Saturday Sew Along** Basic Quilt Blocks Part 1 of 4. Learn precise cutting & piecing techniques. At the end of 4 sessions you will have learned 5 pieced blocks and have a completed quilt top. Class/kit fee \$20 each session 10 am—2 pm

*FREE= Classes that are free to customers who purchased their machine or software from Just Sew Studio

Kimberbell

What is Kimberbell? Delightful machine embroidery designs and monthly projects that are available at Just Sew Studio. You may attend a hands-on class or stop in with your USB memory stick to receive the design along with the fabric kit. The hands-on class will be held the 1st Saturday of the month OR the Monday following the 1st Saturday. Just picking up the kit? Stop by the store any time during that month; however, **pre-registration is required for both options!** Stop by the store to see the completed samples and the newest Kimberbell line of products. Sew much fun! Sat, Mar 2, 10 am OR Mon, Mar 4, 1 pm



March 2 OR March 4
 Hoppy Ears Cinch
 Bags \$10




April 6 OR April 8
 Peek-A –Boo Bunny
 Towel \$10

Embroidery Club

Think Spring! With crazy in a hurry blocks, embroidery, lettering from your machine and PFAFF's exclusive Stitch Creator. Thurs, Mar 21, 10 am—3 pm \$20 class/kit fee

Extra-Ordinary Applique'

Go beyond the basics of satin stitch and blanket stitch. Learn how to use your machine's decorative stitches for machine applique'. Fri, Mar 15, 1—5 pm \$15 Class/kit fee




Going in Circles Runner

Dig out your circle attachment and join in for a refresher class on creating applique' and finishing with quilted circles. Fri, Mar 29 10—3 pm \$30 Class/kit fee includes batting, backing & binding



See page 2 for Open Studio schedule

Classes marked  are for Just Sew Studio PFAFF owners. Please bring basic sewing supplies to all project classes. Machine rental available. We want to be prepared for you! Please call or email to register for your class. We reserve the right to cancel a class due to low enrollment.

Class Supply Lists:

Software Classes: Laptop computer: & mouse. Dongle for 6D or Premier+ classes.

Know Your Pfaff Classes: Bring your machine, embroidery unit (if applicable), manual, accessory tray with accessory feet, power cord & foot control.

Learn to Sew: *Basic sewing supplies; Sewing machine manual

Kimberbell (Hands-on): USB memory stick, applique scissors, 2 emb weight bobbins, 240 x 150mm hoop; Emb threads: Black, lt pink, dk pink, white

Kimberbell (project only): USB stick

Icon Club: If you choose to make the project, please bring 200 x 200 mm or 260 x 200 mm Emb hoop, Emb thread: Black, red; 2 emb weight bobbins, black construction thread

Cozy Cabin Runner: 1/4" foot, rotary cutter

Embroidery Club: 360 x 200 Hoop: Emb thread colors: Greens (4 shades) pinks (2-3 shades), yellows, purples

Extra Ordinary Applique' Open Toe or Sewing Star presser foot

Free Motion BOM: Quilting gloves, two 15" fabric squares of your quilt back and quilt top fabrics, quilting thread, 2-3 bobbins wound with quilting thread, extension table, *basic sewing supplies

Saturday Sew Along: 1/4" foot; rotary cutter

Going In Circles Runner: Circle Attachment, light gray construction thread; 1/4" foot; 1A foot; Stitch in the Ditch foot

***Basic Sewing Supplies include:** Machine, power cord, foot control, accessory tray with additional presser feet, scissors, seam ripper, embroidery unit (if needed), bobbins (also a few empty bobbins) thread

Oh Happy Day!



Kimberbell Machine Embroidery Event

Save the Date: Fri, May 3

OR Sat, May 4

Crystal Community Center

MORE Details coming soon!

Open Sewing Instructors are available to help you decipher your pattern instructions— garment, quilt or home dec. Bring your machine, your project and supplies. Fri, Mar 1; Sat, Mar 16; Fri Mar 22, 10 am—4 pm \$10 fee

Upcoming Classes & Events:

Sat, Apr 6 OR Mon, Apr 8 - Kimberbell

Sat, Apr 13 Learn to Sew Part 1—Basics

Sat, Apr 20 Learn to Sew Part 3 - Zippy Strippy Bag

Sat, Apr 27 Saturday Sew Along Basic Quilt Blocks