

Just Sew Studio

Store Hours

Mon & Thurs 10 am—7 pm
Tues, Wed, Fri 9 am—5:30 pm
Sat 9 am—4 pm

4124 W Division St.
Suite 2
St. Cloud, MN 56301
(320) 654-1580

February 2019

justsewstudiomn.com

justsewstudiomn@hotmail.com

PFAFF Software Basics *FREE

Need help transferring embroidery designs or learning how to download designs? Tues, Feb 5 10:30 am

PFAFF Premier+2 Ultra *FREE

Getting the most out of Modify. Tues, Feb 26; 10:30 am

Know Your PFAFF—Sewing

Review the basics of threading, winding a bobbin and learn what the buttons/icons do on your PFAFF sewing machine. Thurs, Feb 7, 1-3 pm, Thurs, Feb 21, 5—7 pm *FREE

Know Your PFAFF—Embroidery

Learn the basics of machine embroidery. Thurs, Feb 14, 1—3 pm ; Mon, Feb 18, 5-7 pm *FREE


Icon Club

Gain confidence with the Applique Creator feature of your PFAFF Icon. Fri, Feb 8 10:30—1 pm. *FREE (Optional \$15 kit available if you choose to stitch out the project.)

The Monday Sew-ciety



Cozy Cabin Runner Log cabins, pine cones and plaid will warm up your winter décor. Mon, Feb 11; 1—5 pm \$20 class/kit fee

 **Free Motion BOM** Build your skills as we practice 2 new patterns. Mon, Feb 25 1—4 pm

Learn to Sew Monthly classes where we will focus on various techniques to grow your sewing skills. Bring your machine, no matter where you bought it or what brand it is, to learn how to use it or rent one of our classroom models.

Sat, Feb 9, 10—1 pm **Basics Part 2** —Tote Bag
Class/kit fee \$25

Sat, Feb 23 **Saturday Sew Along** Basic Quilt Blocks Part 1 of 4. Learn precise cutting & piecing techniques. At the end of 4 sessions you will have learned 5 pieced blocks and have a completed quilt top. Class/kit fee \$20

*FREE= Classes that are free to customers who purchased their machine or software from Just Sew Studio

Kimberbell

What is Kimberbell? Delightful machine embroidery designs and monthly projects that are available at Just Sew Studio. You may attend a hands-on class or stop in with your USB memory stick to receive the design along with the fabric kit. The hands-on class will be held the 1st Saturday of the month OR the Monday following the 1st Saturday. Just picking up the kit? Stop by the store any time during that month; however, **pre-registration is required for both options!** Stop by the store to see the completed samples and the newest Kimberbell line of products. Sew much fun! Sat Feb 2, 10 am
OR Mon, Feb 4, 1 pm



February
Denim & Cork
Tote Bag \$20



March 2 OR March 4
Hoppy Ears Cinch
Bags \$10



Embroidery Club


NEW! Seasonal table topper or wallhanging from Janine Babich. Thurs, Feb 21, 10 am—3 pm
\$15 Kit/class fee. Discount given on design pack.

Extra-Ordinary Applique'

Go beyond the basics of satin stitch and blanket stitch. Learn how to use your machine's decorative stitches for 'machine applique'. Fri, Feb 22, 1—5 pm \$15 Class/kit fee



Open Studio Instructors are available to help you decipher your pattern instructions— garment, quilt or home dec. Bring your machine, your project and supplies. Fri, Feb 1; Sat, Feb 16; Fri, Mar 1 ; 10 am —4 pm \$10 fee
(Must have completed Learn to Sew Part 1-3 or Know Your PFAFF classes)

Classes marked  are for Just Sew Studio PFAFF owners. Please bring basic sewing supplies to all project classes. Machine rental available. **We want to be prepared for you! Please call or email to register for your class. We reserve the right to cancel a class due to low enrollment.**

Class Supply Lists:

Software Classes: Laptop computer: & mouse. Dongle for 6D or Premier+ classes.

Know Your Pfaff Classes: Bring your machine, embroidery unit (if applicable), manual, accessory tray with accessory feet, power cord & foot control.

Learn to Sew: *Basic sewing supplies; Sewing machine manual

Kimberbell (Hands-on): USB memory stick, applique scissors, 2 emb weight bobbins, 360 x 200 mm hoop; Emb threads: Red, yellow, blue, green and med gray; Construction thread: dark blue or black, med tan

Kimberbell (project only): USB stick

Icon Club: If you choose to make the project, please bring 200 x 200 mm or 260 x 200 mm Emb hoop, Emb thread: Black, red; 2 emb weight bobbins, black construction thread

Cozy Cabin Runner: 1/4" foot, rotary cutter

Embroidery Club: 360 x 200 Hoop: Emb thread colors: Reds (1241, 213); Blues (403, 5554, 541, 1423, 5551); Dk Brown (513); Greens (451, 955); Orange (651); Med brown (513); Gold (905); White, Black

Extra Ordinary Applique' Open Toe or Sewing Star presser foot


Free Motion BOM: Quilting gloves, two 15" fabric squares of your quilt back and quilt top fabrics, quilting thread, 2-3 bobbins wound with quilting thread, extension table, *basic sewing supplies

Saturday Sew Along: 1/4" foot; rotary cutter

***Basic Sewing Supplies include:** Machine, power cord, foot control, accessory tray with additional presser feet, scissors, seam ripper, embroidery unit (if needed), bobbins (also a few empty bobbins) thread

Sew What's New?

Free Spirit
Garden Brights
Stunning!



We Love Our Customers

20% OFF Accessories, Notions, Patterns

Books & Anita Goodesign Embroidery

In-Stock Items Only

Upcoming Classes & Events:

Sat, Mar 2 OR Mon, Mar 4 - Kimberbell

Sat, Mar 9 Learn to Sew Part 1—Basics

Sat, Mar 16 Learn to Sew Part 3 - Zippy Strippy Bag

Sat, Mar 23 Saturday Sew Along Basic Quilt Blocks

Fabric Line of the Month

20% OFF Eclectic Elements



Expires Feb 28, 2019