

Joining a Microsoft Teams Live Event | CCHS HSWAHC 2020

[Opening Begins at 6:50 PM](#)

Laptop/Macbook, Desktop or Chromebook

Day of Livestream Event:

- Go to Livestream in [Chrome browser](#) **Please note SAFARI will not work*
 - [Opening Begins at 6:50 PM:](#)
- Select “Cancel” This site is trying to open Microsoft Teams”

This site is trying to open Microsoft Teams.


https://teams.microsoft.com wants to open this application.

Always allow teams.microsoft.com to open links of this type in the associated app.

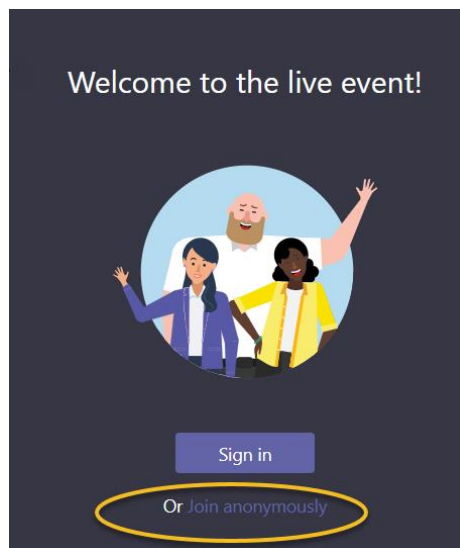
Open

Cancel

- Select “Watch on the web instead”



- Select “Join anonymously”



iOS Device (iPad & iPhone) or Android Device

1st Download the Microsoft Teams App

Pre Livestream Event:



Download the Microsoft Teams

- [via the Apple App Store](#)
- [via the Google Play Store](#)

Day of Livestream Event:

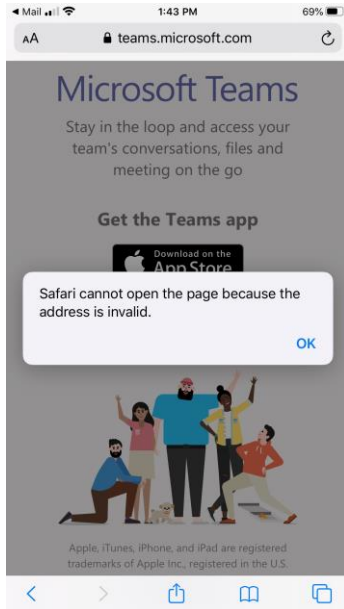
1. Go to Livestream:
 - a. [Opening Begins at 6:50 PM](#)
2. Livestream should open within the Microsoft Teams App previously downloaded.
3. Select “Join as a guest”
4. Enter name and select “Join Meeting”

Still not able to enter the livestream?

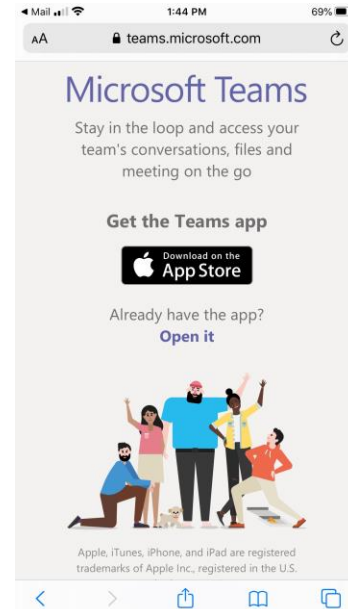
Contact DOGR Support: Call Josh (810) 434-5929

Trouble entering livestream on an Apple device?

1. Click “ok”




2. Select “Download on the App Store”



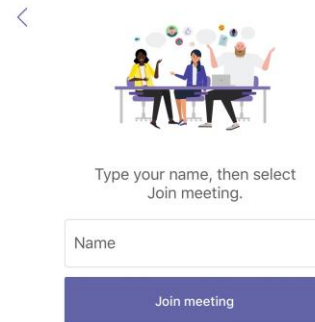
3. Re-join livestream event.

Opening: [Opening for HSWAHC](#)

Select “Join as a Guest”



4. Type name and select “Join Meeting”

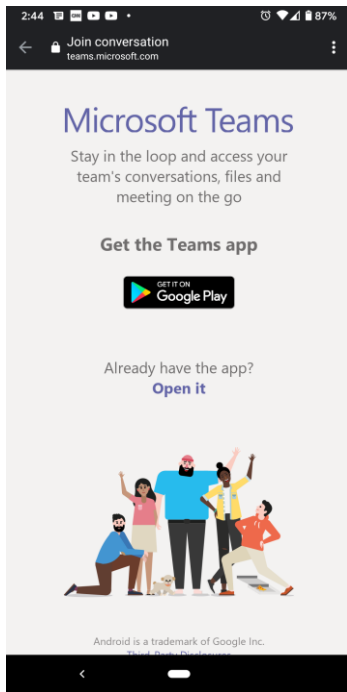


Still not able to enter the livestream?

Contact DOGR Support: Call Josh (810) 434-5929

Trouble entering livestream on an Android device?


1. Select “Get it On Google Play”



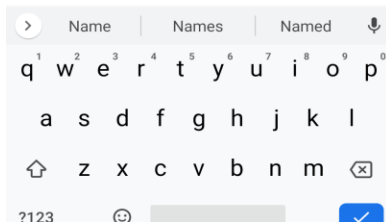
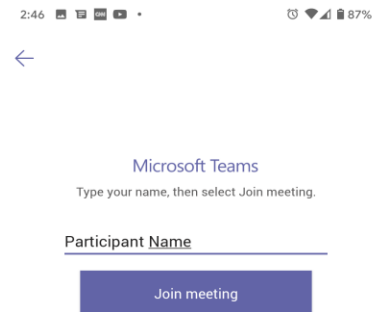
2. Re-join livestream event.

Opening: [Opening for HSWAHC](#)

Select “Join Meeting”



3. Type name and select “Join Meeting”



Still not able to enter the livestream?

Contact DOGR Support: Call Josh (810) 434-5929