

You can pledge online!




Rather than filling out this card, pledge online through our new data management system, Realm. In Realm, under your profile, you will be able to: view your pledge, view how much you have given per year in real time, give online, register for events and more!

Step 1: Activate

1A: To pledge online you must first activate your Realm account. All old iRiverside accounts were transferred to Realm but you still have to activate it. **Already using Realm?** Skip this step.

1B: To make a Realm account: Go to www.onrealm.org , type in your email address you use with RPC and then click "forgot password." Check your email to "reset" your password and then log in to Realm. *Issues with this?*
Contact emily.heeg@rpcjax.org or (904) 355-4585 x 15

Step 2: Pledge

Log in to Realm at www.onrealm.org Once you are logged in to your Realm account: look for the menu bar on your left and click "Giving." On the Giving page, look for the  Pledge button. From there you will have options to make your pledge and then to   Remember: Online pledges do not automatically set up online giving (unless you set it up that way)