



Trauma Training

VetCOT Conference 2025

Jocey Pronko BS, RVT, VTS(ECC)



Agenda

1. Define what is trauma
2. Determine clinic participants
3. Define roles for each
4. Top 2 training requirements for each role

Note!

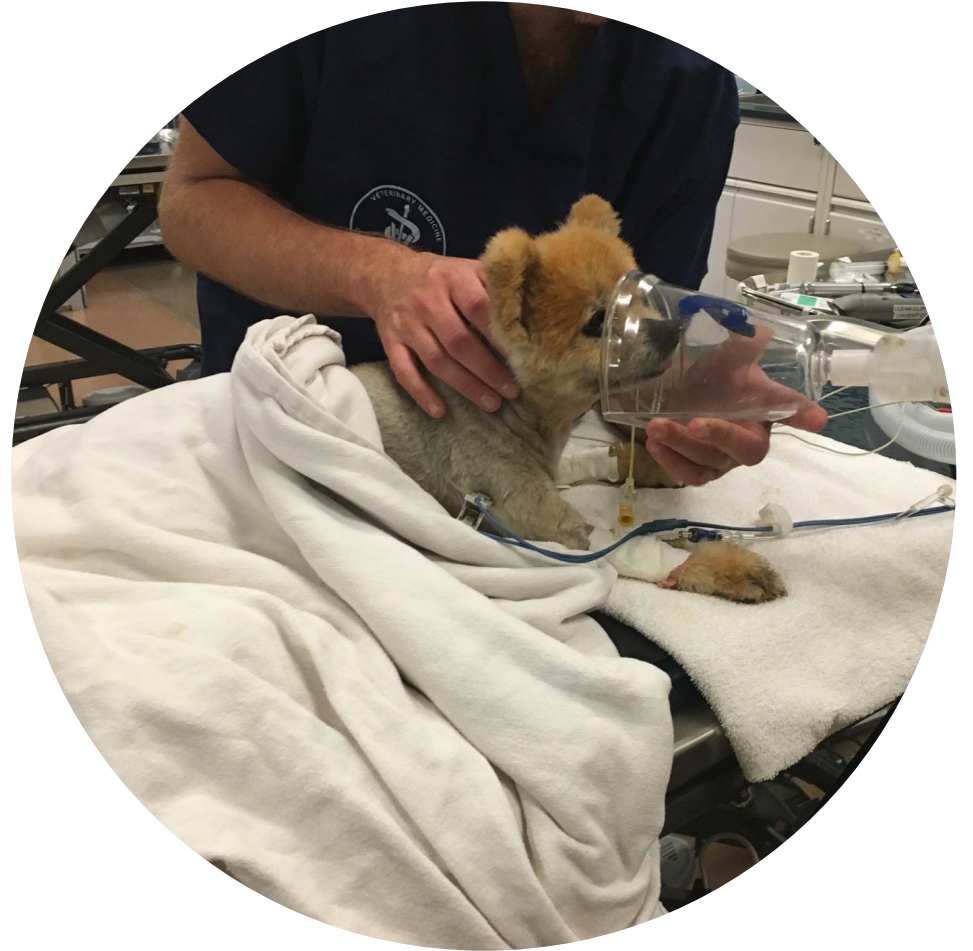
Information presented is a guide or suggestion
but may not be an all-inclusive list

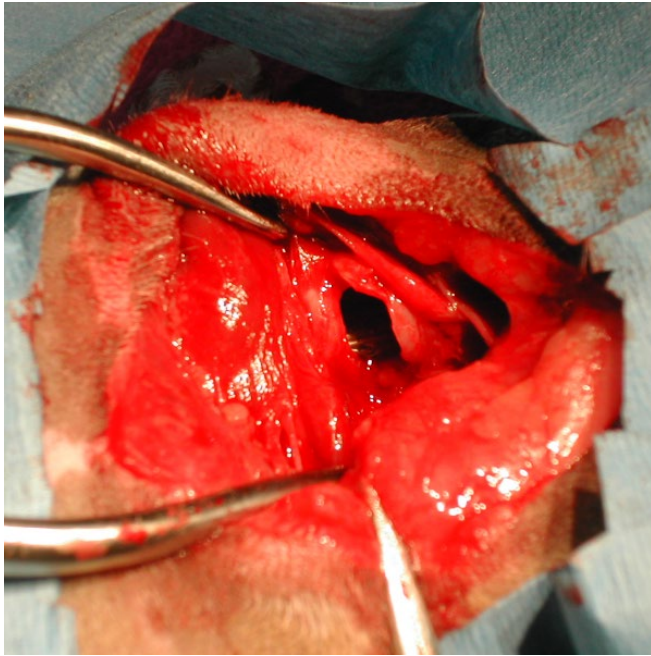
You may have different parameters at your
clinic



Trauma that initiates team

- HBC
- Poly trauma
- Falls
- Dog/Cat fights *BDLD
- Snake bites
- Lacerations
- Blunt force trauma
- Strangulation
- Burns/smoke inhalation
- Impalement





Trauma Team

- Customer Service Representatives (CSR)
- Veterinary Assistants (VA)
- Veterinary Technician (RVT)
- Veterinary Technician Specialist (VTS)



Trauma Team Roles

Identify key tasks for each group

- CSR:

1. Trauma algorithm for phone
2. Alert trauma team of incoming emergency
3. Open paperwork with the information available
4. Label anything that is the owners
5. Follow up with owner to complete paperwork
6. Check on client to see if they are ok
7. Act as liaison to clients

- VA:

1. Gurney at reception
2. Stock and retrieve small bandage kit for hemorrhage
3. Ensure towels or blankets at hand
4. Ensure crash table is available and clean
5. Assist with restraint and transport and obtaining weight, if possible
6. Take temperature
7. Assist with intubation, if needed
8. Assist with imaging
9. Run test to clinical pathology
10. Be on standby for instructions



Trauma Team Roles

Identify key tasks for each group

- **RVT**

1. Ensure blood pressure unit is charged and available /Check BP
2. Prep EKG and contact lube for use at crash table/Run EKG
3. Have at least 1 IV pump and 1 syringe pump available/Start IVF and medications
4. Prep and place short IVC
5. Document all PE finding and treatments in patient chart
6. Intubate, if necessary
7. Provide PPV, if needed
8. Submit orders for diagnostics
9. Run in house diagnostics




- **VTS or senior nurse**

1. Prep and place long IVC
2. Check medication calculations and fluid admin volumes
3. Blood type, obtain and run blood products
4. Prep and assist/perform other procedure
 1. Thoracocentesis
 2. Chest tube placement
 3. Abdominocentesis
 4. Urinary catheter
 5. Difficult intubation
 6. Body position for head trauma
 7. Stabilize fractures
 8. Hemorrhage control
5. Determine long term situation for patient after stabilized

Trauma Team Roles

- Ensure you are transparent about your expectations for each group
- Post duty list so all employees have access and know what is expected of them
- meet with each employee and ask them to tell you if they don't know how to do certain tasks and use this as a training opportunity
- Expand list to include more detail of each task as it pertains to your hospital
- Use this to potentially create SOP's for all employees.
- If one employee does not know how to do a certain task chances are multiple employees don't know but are not speaking up
- Communicate about and debrief on traumas that your ER has seen to make improvements or highlight successes for your team



Top 2 Training

Determine the top 2 training topics for a NEW employee

- CSR
 - Open paperwork
 - Alert the team
- VA
 - Assist with restraint/transport
 - Assist with procedure
 - Intubation
 - X-rays
- RVT
 - Place IVC
 - Run diagnostics
- VTS
 - Procedure training (DVM)
 - 10,000 ft view

