

# Sew Special<sup>Inc.</sup>

## CLASS SCHEDULE

688 West Main Street  
Uniontown, PA 15401  
(724) 438-1765  
www.sew-special.biz



NOV.-DEC. 2019

Fayette County's Only Authorized Husqvarna Viking Dealer

### NEW OWNER'S CLASS #2

Friday, Nov. 1, 10-noon

Learn how to program decorative stitches and what your various feet are for. Take your knowledge of your machine to the next level in this class. FREE to all who purchased their machine at Sew Special.

### NEW OWNER'S CLASS #3

Friday, Nov. 8, 10-noon

Learn the basics as we introduce you to machine embroidery. Please bring your embroidery unit to this class. All other fabrics and stabilizers will be provided. FREE to all who purchased their machine at Sew Special.

### KID'S SEWING CLASS

Saturday, Nov. 2, 10am-1pm

Yo-Yo Christmas Tree

Cost: \$15 + materials

We will be making multiple sizes of yo-yos and stacking them into a small tree to decorate your space for the holidays.

### MACHINE SERVICE CLASS

Saturday, Nov. 9, 1-2:30pm

Cost: \$15

Instructor: Rick Eicher

Have you ever wondered what the inside of your machine looks like? Would you like to learn some tips as to what you can do to keep your machine running better in between service appointments? What does Rick do when he services your machine? Get the answers to all these questions and more when you attend this very informative class with Rick. We had this class a couple of months ago and had 15 in the class. Please sign up early as it will fill quickly.



### BOTANICA PARK BLOCK OF THE MONTH

Saturday, Nov. 9, 10am

Cost: \$250

- 12 month BOM
- Designed by Wing and a Prayer Designs LLC
- Measures 107" by 107"
- Price covers 18 yards of fabric including binding
- Includes all patterns and instructions
- Tonga batiks by Timeless Treasures (specially designed)
- Half (\$125) down and balance due by May 31, 2020

### BREAKFAST CLUB

Saturday, Nov. 2, 10am

Saturday, Dec. 7, 10am

Cost: \$15

What is Breakfast Club? A delicious breakfast, inspirational show 'n tell, a free pattern, friendship, fellowship and fun. What more could you want? We always have the free pattern sample stitched out and kits available to purchase for \$20. (Optional to purchase kits)

### PREMIER +2 SOFTWARE CLASS (Morning Session)

Tuesday, Nov. 12, 10-11:30am

Cost: \$15

We will be learning how to navigate in the MODIFY module of our software to edit (modify) designs. This module is not contained in the regular Embroidery or Extra program.

*PLEASE NOTE THAT THIS CLASS WILL REQUIRE YOU HAVE PREMIER +2 ULTRA and not EXTRA Premier +2 Software*

### PREMIER +2 SOFTWARE CLASS (Evening Session)

Thursday, Nov. 21, 6-7:30pm

Cost: \$15

This evening class will be catching up from last month when we cancelled due to shop hop. We will be finishing our previous lesson and working with Word Sculpt Wizard. You need P+2 Extra or Ultra for this class.

### RAG QUILT

Wednesday, Nov. 13, 9am-3pm

Cost: \$30

Teacher: Beth Vilsack

Join Beth as we take on yet another rag quilt. The ladies who have been attending the previous classes have been making the most beautiful rag quilts! You can cut the squares in the traditional way or use our Accuquilt cutter with the rag quilt die and you will not need to "snip" your seams when you are done sewing....a HUGE time saver!

# CLASSES

## WINTER CHURCH SCENE PANEL CLASS

Friday, Nov. 15, 10:00-1:00

Cost: \$15 + materials

Teacher: Ruth Bergen

The panel class for November is really quite simple but stunning at the same time. We know you need something easy that won't tax your brain, schedule or skills this time of year and so Ruth came up with this striking project! One panel, two coordinating fabrics, and three hours will yield a great piece!



## EMBROIDERY CLUB

Saturday, Nov.

16, 10am-1pm

Cost: \$24.95

(price of CD)

Holiday Mug Rug

by Kimberbell

Designs "Holiday  
& Seasonal Mug  
Rugs"



Teacher: Beth Vilsack

This CD has a variety of seasonal mug rugs, not just Christmas, although that will be our featured design for this month. Come and learn how to make a simple but impressive (and useful!) item that will make a great gift!

## ACQUILT WINDMILL RUNNER

(from Eleanor Burns' Accuquilt book)

Friday, Nov. 22, 10am-3pm

Cost: \$25 + materials

Teacher: Penny Crowe

Learn how to use your Accuquilt Qubes and understand the directions so you can make over 72 different blocks with just ONE Qube! If you own an Accuquilt cutter, you really need to take this class. You'll be glad you did!

## MAKE IT, TAKE IT FOLDED ORNAMENT

Friday, Dec. 6

between the hours of

10am-2pm

Cost: \$5

Teacher: Ruth Bergen

Come in any time between 10am and 2pm and let Ruth show you how to make this folded poinsettia fabric ornament. No sewing involved! Take one home that you complete, along with the directions, and you'll be all set to make a whole tree full! You do not need to bring anything...the \$5 covers the cost of the kit.



## SERGER CLASS CHRISTMAS STOCKING

Saturday, Nov. 23, 10am-1pm

Cost: \$15 + materials

Teacher: Deb Augustine

Just in time for the holidays, come and make a beautiful Christmas stocking. We will embellish it using a chain stitch and some decorative threads.



## QUICK & EASY GIFT CLASS

Saturday, Nov. 30, 10am-4pm

Cost: Cost of materials for the  
project you choose

Would you like some inspiration for making quick gifts for co-workers, teachers, neighbors, etc? Come on in any time between the hours of 10am and 4pm on this Saturday, and you can view some samples of gifts and do a "Make-it, Take-it" while you're here of the project of your choice. Our knowledgeable staff will be on hand to assist you in completing your project so you will be ready to "gift" it when you leave! This will be a fun and laid back kind of day with lots of inspiration!


## QUILT AS YOU GO TABLE RUNNER

Thursday, Dec. 5, 10am-1pm

Cost: \$15 + materials

Teacher: Donna Eicher

Come and make this quilt as you go runner that is completely reversible and quilted as you piece! When you are done, bind it with a color that matches both sides and have a truly beautiful piece for your table. Why not use Christmas fabrics on one side and Valentine on the other and bind it in red? Then when Christmas is over, just flip it! This is just a very fun technique!



# CLASSES



## KID'S SEWING CLASS


Saturday Dec. 7, 10am-1pm


Reindeer Party

Cost: \$15

What is a reindeer party? The first requirement is a set of antlers, for sure! (They will be provided for the kids, no worries!) Second, a party requires snacks, and third, FUN! The kids will be playing some "reindeer games" and stitching up some ornaments for on the Christmas tree! Please do come for some fun.



| N<br>O<br>V | Sunday | Monday | Tuesday                  | Wednesday          | Thursday   | Friday                   | Saturday                             |
|-------------|--------|--------|--------------------------|--------------------|--|--------------------------|--------------------------------------|
|             |        |        |                          |                    |  | 1<br>New<br>Owner #2     | 2<br>Breakfast<br>Club<br>Kids Class |
|             | 3      | 4      | 5<br>One Block<br>Part 2 | 6                  | 7<br>Beginner<br>Quilt   | 8<br>New<br>Owner #3     | 9 BOM<br>Machine<br>Service          |
|             | 10     | 11     | 12<br>Software<br>Class  | 13<br>Rag<br>Quilt | 14<br>Beginner<br>Quilt  | 15<br>Panel<br>Class     | 16<br>Embroidery<br>Club             |
|             | 17     | 18     | 19                       | 20                 | 21<br>Software<br>Class  | 22<br>Windmill<br>Runner | 23<br>Serge<br>Stocking              |
|             | 24     | 25     | 26                       | 27                 | 28<br> | 29                       | 30<br>Quick &<br>Easy Gifts          |

| D<br>E<br>C | Sunday | Monday | Tuesday | Wednesday   | Thursday                | Friday                  | Saturday                             |
|-------------|--------|--------|---------|---|-------------------------|-------------------------|--------------------------------------|
|             | 1      | 2      | 3       | 4   | 5<br>Quilt as<br>you Go | 6<br>Folded<br>Ornament | 7<br>Breakfast<br>Club<br>Kids Class |
|             | 8      | 9      | 10      | 11  | 12                      | 13                      | 14<br>BOM                            |
|             | 15     | 16     | 17      | 18  | 19                      | 20                      | 21                                   |
|             | 22     | 23     | 24      | 25<br> | 26                      | 27                      | 28                                   |
|             | 29     | 30     | 31      |   |                         |                         |                                      |