



**Public Health Department
of Mendocino County**
Healthy People, Healthy Communities



Environmental Health

Ukiah Office
860 N. Bush St.
Ukiah, CA 95482
Phone: 707-234-6625

Fort Bragg Office
120 W. Fir St.
Fort Bragg, CA 95437
Phone: 707-961-2714

The Environmental Health team made progress on strategic initiatives to relocate the Fort Bragg office and digitize Land Use, Solid Waste, and Consumer Protection files, which are expected to improve efficiency and service delivery. The department worked closely with Planning & Building to coordinate the relocation of the Fort Bragg office. EH and PBS anticipated the move to occur during the week of June 9–13, and during that time, counter services were limited. EH and PBS resumed full operations on Monday, June 16.

May 20, 2025, the BOS approved item 3ae, our contract with Toshiba to digitalize the Land Use, Solid Waste, and Consumer Protection files. Digitizing these files will significantly benefit staff, the public, and regulated community by improving efficiency, organization, and accessibility. Staff will save time with quick search and retrieval capabilities and customers will receive faster responses for record requests.

Land Use Program

Our Land Use Program received 5 site evaluation reports, 8 water well applications, and 65 building permit applications. The inspectors conducted 18 inspections this month consisting of 9 water wells and 9 septic system inspections.

May Snapshot

Total Number of Inspections Conducted:

18

Water Wells: 9

Septic Pumps:

Septic System Installations: 9

Non-Standard Septic System Monitoring:

Total Number of Projects Received:

78

Planning and Building Permits/Referrals: 65

Site Evaluation Reports: 5

Water Wells: 8

Consumer Protection Report



Current Team Stats:

- Percent of Year Complete - 42%
- Total Number of Facilities - 1156
- Percent of Facilities See at Least Once - 24%

Applications YTD

52

+40

Inspections YTD

275

Community Events YTD

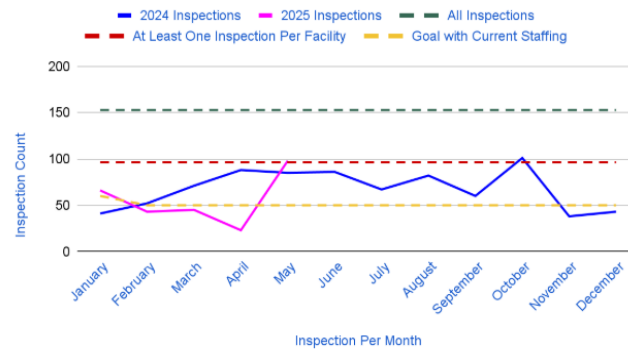
21

Complaints YTD

25

+13

Total Inspections for Consumer Protection



Consumer Protection Program

The Consumer Protection Program is making steady progress as of May 2025. With 42% of the year complete, the program oversees 1,156 regulated facilities and has successfully inspected 24% of them at least once. Year-to-date a total of 275 inspections have been conducted, 52 applications processed, 21 community events, and 25 complaints received. This month alone 98 inspections were completed, the majority of which were food facility inspections that account for 32% of the overall total. Additional inspections conducted included 1 body art facility and 8 public swimming pools. The team also received 10 new applications for food facilities and 3 new food facility complaints in May. Overall, the program has continued to conduct inspections at a steady pace despite being supported by 1 inspector Jan-April. This month the team welcomed a new inspector who contributed to the increased number of inspections conducted during the month.

May Snapshot

Total Number of Inspections Conducted:

98

Food Facilities: 89

Body Art Facilities: 1

Public Swimming Pools: 8

State Small Water Systems:

Total Number of Applications received:

10

Food Facilities: 10

Body Art Facilities:

Total Number of Complaints received:

3

Food Facilities: 3

LEA Program:



LEA Program Summary



Total LEA Inspections

Monthly + Quarterly + Annually 2025



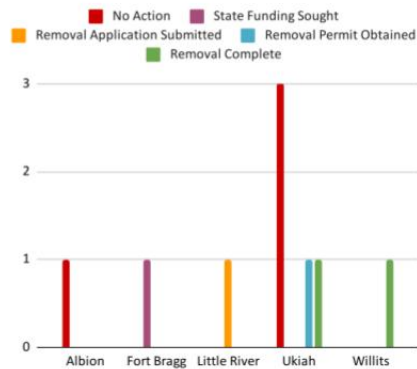
Total Inspections Completed	92
Percentage completed this moment in time	118.7%
Percentage of the Year passed	41.7%
Percentage completed towards yearly goal	43.8%

Year-to-date the LEA program has completed 92 inspections, exceeding its target of 88 inspections. With 1 dedicated inspector and no vacancies, the program remains on track and continues to deliver consistent regulatory coverage. This level of performance supports effective oversight of solid waste facilities, reinforcing environmental protections and contributing positively to public health and safety outcomes.

Single Walled Underground Storage Tank Report

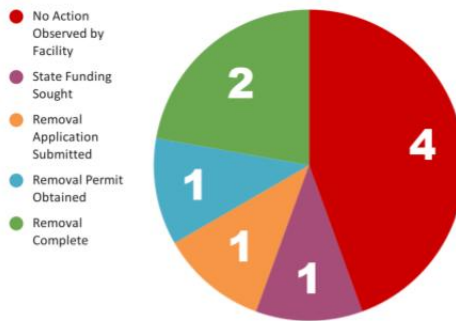
Per CCR Title 23 Chapter 16 §2672 all single-walled petroleum underground storage tanks must be removed on or before Dec 31, 2025

Single Wall UST Facility Status by City



Single Wall Underground Tank Facility Progress

Facilities must remove tanks by Dec 31st 2025



Single-Wall Underground Storage Tank (SWUST) Removal:

There has been no change in the number of facilities with single-wall underground storage tanks, with 7 facilities still needing to complete removals before the state-mandated deadline of December 31, 2025. We have updated our tracking to now reflect which facilities have applied for RUST (Replacement, Removal, or Upgrade of Underground Storage Tanks) funding from the State Water Board. They are now indicated in purple on the tracking graph. This new data highlights that several facilities have taken initial steps toward compliance by seeking financial assistance for their tank removals. While no new removals occurred this month, the additional funding information provides insight into the compliance efforts already underway and helps distinguish proactive facilities who are demonstrating engagement with the regulatory requirements from those that have yet to act.

Single Wall Underground Storage Tank Removal Progress 2025

Number of Tanks by Status

