

The Environmental Health team is progressing on strategic initiatives to relocate the Fort Bragg office and digitize Land Use, Solid Waste, and Consumer Protection files, which will improve efficiency and service delivery. The department is still working closely with Planning & Building to complete the Fort Bragg office move. The move to the Avila Center on S. Franklin St. occurred the week of June 9-13th and during this time counter services were limited. EH & PBS resumed full operations the following Monday June 16th.

May 20, 2025, the BOS approved our contract with Toshiba, item 3ae, to digitize the Land Use, Solid Waste, and Consumer Protection files. Digitizing these files will significantly benefit staff, the public, and regulated community by improving efficiency, organization, and accessibility. Staff will save time with quick search and retrieval capabilities and customers will receive faster responses for record requests.

Land Use Program

Our Land Use Program received 15 site evaluation reports, 2 water well applications, and 50 building permit applications. The inspectors conducted 16 inspections this month consisting of 4 water wells and 12 septic system inspections.

June Snapshot

Total Number of Inspections Conducted:

16

Water Wells: 4

Septic Pumpers:

Septic System Installations: 12

Non-Standard Septic System Monitoring:

Total Number of Projects Received:

78

Planning and Building Permits/Referrals: 50

Site Evaluation Reports: 15

Water Wells: 2

Consumer Protection Report

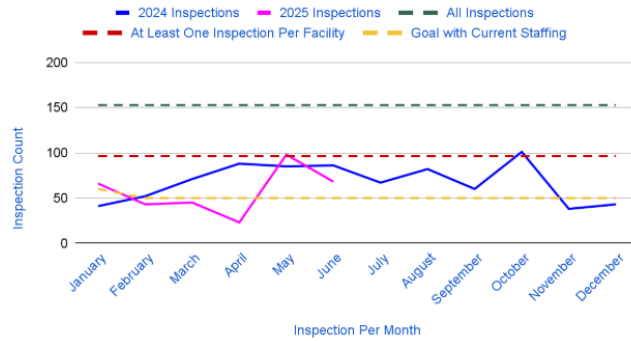


Current Team Stats:

- Percent of Year Complete - 50%
- Total Number of Facilities - 1156
- Percent of Facilities See at Least Once - 30%

Applications YTD 68	Inspections YTD 343
Community Events YTD 32	Complaints YTD 33

Total Inspections for Consumer Protection



Consumer Protection Program

The Consumer Protection Program is making steady progress as of June 2025. With 50% of the year complete, the program oversees 1,156 regulated facilities and has successfully inspected 30% of them at least once. Year-to-date a total of 343 inspections have been conducted, 68 applications processed, 32 community events applications received, and 33 complaints received. In this month, 68 inspections were completed; 43 of them were food facilities and 25 public swimming pools. The team also received 16 new applications for food facilities and 8 new food facility complaints. Overall, the program has continued to conduct inspections at a steady pace despite being supported by 2 inspectors.

June Snapshot

Total Number of Inspections Conducted:

68

Food Facilities: 43

Body Art Facilities:

Public Swimming Pools: 25

State Small Water Systems:

Total Number of Applications received:

16

Food Facilities: 16

Body Art Facilities:

Total Number of Complaints received:

8

Food Facilities: 8



CUPA Team Results Summary



Monthly

HMMP Inspections Completed this month	28
HMMP Inspection Goal this Month	53
Shortfall this Month	↓ -25
Current CUPA Vacancy Rate	43%

CERS Submittals Older Than 30 days
Change from last observation

0

0

Yearly

Inspections Completed	405
Inspections Goal for the Year	1135
Percent completed	35.7%
Percent of the Year Passed	50.0%
Efficiency Percentage	71.4%

Outstanding High Priority Inspections
Change from last month

12

↓ -1

CUPA Program:

As of the end of June, the CUPA program has completed 405 inspections year-to-date, reaching 71% of its goal of 568 inspections. The program continues to operate under a 43% staffing deficit resulting from unfilled and unrecoverable inspector positions, limiting its ability to meet mandated inspection targets. This staffing shortfall has constrained inspection coverage and delayed regulatory oversight, which may contribute to increased risk in hazardous materials management and decreased responsiveness to potential public health threats.

LEA Program:



LEA Program Summary



Total LEA Inspections
Monthly + Quarterly + Annually 2025



Total Inspections Completed	101
Percentage completed this moment in time	96.2%
Percentage of the Year passed	50.0%
Percentage completed towards yearly goal	48.1%

Through June, the LEA program has completed 101 inspections, reaching 96% of its year-to-date goal of 105 inspections. With a fully staffed team and uninterrupted inspection capacity, the program remains on pace to meet its regulatory benchmarks. This performance ensures ongoing oversight of solid waste facilities and supports environmental compliance efforts, helping to maintain public safety and community health standards.

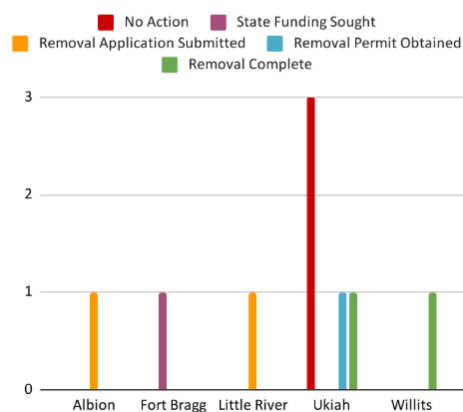
Single-Wall Underground Storage Tank (SWUST) Removal:

In June, the total number of single-wall underground storage tanks with "no action" decreased from 9 to 7. While there was no change in funding status, one additional removal application was submitted, bringing the total number of tanks from three to five that are under review. These developments indicate growing engagement by regulated facilities as they progress toward the state-mandated removal deadline of December 31, 2025. Continued monitoring of permitting and removal activities remains critical to ensuring compliance and mitigating long-term environmental risks.

Single Walled Underground Storage Tank Report

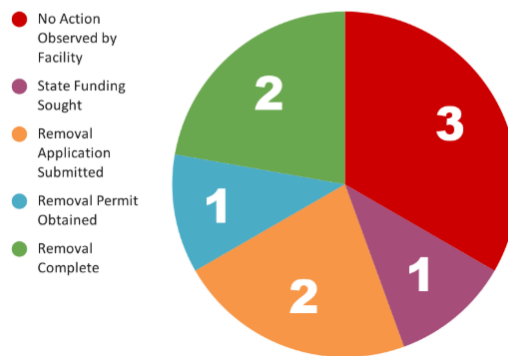
Per CCR Title 23 Chapter 16 §2672 all single-walled petroleum underground storage tanks must be removed on or before Dec 31, 2025

Single Wall UST Facility Status by City



Single Wall Underground Tank Facility Progress

Facilities must remove tanks by Dec 31st 2025



Single Wall Underground Storage Tank Removal Progress 2025

Number of Tanks by Status

