

Constant Contact Survey Results

Survey Name: Labor and Immigration Survey

Response Status: Partial & Completed







Filter: None

3/28/2017 4:45 PM CDT






TextBlock:

The Austin AGC would like your feedback on local construction labor availability in light of recent government policy changes regarding illegal immigration that may, or may not, have an impact on your construction work. In order to help us stay informed on this issue, please take a few minutes to answer 6 quick questions on this topic. Contact Austin AGC President Phil Thoden with any questions. Thank you!








Which of the following best describes your company? (Check only one.)

Answer	0%	100%	Number of Response(s)	Response Ratio
General Contractor			14	17.7 %
Specialty Contractor			50	63.2 %
Supplier			4	5.0 %
Service Provider			5	6.3 %
Other			5	6.3 %
No Response(s)			1	1.2 %
Totals			79	100%







What is your company's annual volume range? (Check only one.)

Answer	0%	100%	Number of Response(s)	Response Ratio
Less than \$1 million			6	7.5 %
Between \$1 million and \$5 million			20	25.3 %
Between \$5 million and \$25 million			28	35.4 %
Over \$25 million			23	29.1 %
No Response(s)			2	2.5 %
Totals			79	100%


How would you describe your current workforce recruitment challenges? (Check all that apply)

Answer	0%	100%	Number of Response(s)	Response Ratio
We are having a hard time filling some salaried office positions			16	20.5 %
We are having a hard time filling some salaried field positions			20	25.6 %
We are having a hard time filling some hourly office positions			8	10.2 %
We are having a hard time filling some hourly craft positions			58	74.3 %
We are having no trouble filling any positions			10	12.8 %
We do not have any openings to fill			5	6.4 %
Don't know			1	1.2 %
Totals			78	100%

Recent government policy changes regarding illegal immigration have led to reports of fewer workers available in the Central Texas construction industry. What is your perspective? (Check only one)

Answer	0%	100%	Number of Response(s)	Response Ratio
It is too early to tell what the impact is			19	24.0 %
It is having NO impact on my construction work			12	15.1 %
It is having SOME impact on my construction work			8	10.1 %
It is having a MAJOR impact on my construction work			7	8.8 %
Regardless of illegal immigration policy changes, I've been having trouble finding workers for years due to a lack of qualified workers			31	39.2 %
Other			0	0.0 %
No Response(s)			2	2.5 %
Totals			79	100%

A frequently quoted statistic is that "50% of construction workers in Texas are undocumented." What is your perspective? (Check only one.)

Answer	0%	100%	Number of Response(s)	Response Ratio
That number is too low.			11	13.9 %
That number is too high.			13	16.4 %
That number is about right.			13	16.4 %
I don't know.			16	20.2 %
It really depends on type of work and trades involved			23	29.1 %
Other			1	1.2 %
No Response(s)			2	2.5 %
Totals			79	100%

Please provide any other thoughts or opinions that you think would help the Austin AGC gain insight into this issue.

32 Response(s)