










# 2024 Brooks Family Reunion Feedback Survey

How would you rank your level of satisfaction and experience at the New Orleans Family Reunion?

Answer Choice	0%	100%	Number of Responses	Responses Ratio
1 (Lower Range)			1	3%
2			1	3%
3			1	3%
4			10	37%
5 (Upper Range)			14	51%
Mean	4.30			
Median	5.00			
<b>Total Responses</b>			<b>27</b>	<b>100%</b>




## NUMERIC SCALE

How satisfied were you with the frequency and content of the communications sent about the Family Reunion?

Answer Choice	0%	100%	Number of Responses	Responses Ratio
1 (Lower Range)			1	3%
2			0	0%
3			1	3%
4			4	14%
5 (Upper Range)			21	77%
Mean	4.63			
Median	5.00			
<b>Total Responses</b>			<b>27</b>	<b>100%</b>

## NUMERIC SCALE

How likely are you to attend the 2026 Family Reunion?

Answer Choice	0%	100%	Number of Responses	Responses Ratio
1 (Lower Range)			0	0%
2			1	3%
3			0	0%
4			3	10%
5 (Upper Range)			24	85%
Mean	4.79			
Median	5.00			
<b>Total Responses</b>			<b>28</b>	<b>100%</b>