




SHUTTLE MOTOR SPECIFICATIONS



SMART DEVICE
CONNECTIVITY

| | Shuttle HD & ECO | Shuttle L | Shuttle iOn | Atlantis & BCS | RBS | Forest Connect app | Google Home | Apple HomeKit | Amazon Alexa | Google Assistant | Voice control |
|---|------------------|-----------|-------------|----------------|-----|--------------------|-------------|---------------|--------------|------------------|---------------|
| Forest Wireless Connector* One way transmitter to control drapery by third party app or by home automation. (433Mhz) | ● | ● | ● | ● | ● | | ● | ● | ● | ● | ● |
| Forest Wi-Fi Dongle with the Forest Connect app | ● | ● | | | | ● | ● | | ● | ● | ● |
| 110 Volt hardwired building management system | | ● | | ● | | | | | | | |
| 24Vdc (Plug-in transformer to 110 Volt AC outlet) | ● | | | | ● | | | | | | |

* Use Fibaro, Mi Casa Verde or a Samsung Smartthings Hub with the Forest Wireless Connector when integrating with Google Home, Apple Homekit, Amazon Alexa, Google Assistant or Apple Siri.

Our wide variety of control options make finding a fit for your windows easy – controlling the drapes by hand, remote or even by home automation system. Controlling the motorized system with your smart phone or tablet, you can create and schedule customized room scenes that allow your drapes to operate on their own throughout the day no matter where you are.




FOREST DIAMOND SENSE REMOTE
15-channel remote controls up to 15 motors individually and together, with a timer or manually. Range up to 98 feet. Wall mounted holder included.



FOREST WI-FI DONGLE
With the Forest Wi-Fi Dongle, you can control your motorized system with your smart phone or tablet using the Forest Connect app, or by voice command when integrated with Google Home, Amazon Echo and Siri.



FOREST WIRELESS CONNECTOR
With the Wireless Connector make your new or existing Shuttle motorized drapery system “smart”. Add a smart plug and use with Apple Homekit, Google Assistant, or Amazon Alexa. Also, easily incorporate with building management systems, including dry contact controls.



BUILDING AUTOMATION / HOTEL ROOM CONTROLS
All 4 Forest Shuttles can be connected to any building automation system, by relay control.

SPECIFICATIONS

FEATURES

VOLTAGE SHUTTLE
RECEIVER
POWER SUPPLY
MAX POWER
TORQUE
TRAVEL SPEED
NOISE LEVEL
MAXIMUM WEIGHT
DIMENSIONS
CERTIFICATIONS/MARKINGS
COLOR OPTIONS

| | |
|---|--|
| 24V DC | 100-240V, 50-60Hz 0.8A |
| Internal, optional | Internal |
| External, 100-240V AC - 1.5A, 50-60Hz; Output 24V DC - 2.7A | Internal |
| 65W | 40W |
| 1.5 Nm | 1.0 Nm |
| 5.5" per second standard 7" per second maximum | 5.5" per second standard 7" per second maximum |
| < 40 dB(A) | < 40 dB(A) |
| 160 lbs per motor 120 lbs per motor - curved track | 100 lbs per motor 90 lbs per motor - curved track |
| 2.76" x 1.97" x 9.5" | 2.76" x 1.97" x 11" |
| CE/FCC/DOE | CE/FCC/DOE |
| White / Black | White |

TOUCH CONTROL TECHNOLOGY
INTEGRATED EMERGENCY CONTROL
RF COMMUNICATION STANDARD
Z-WAVE COMMUNICATION
AUTOMATION SYSTEM COMPATIBLE
WI-FI COMPATIBLE
WORKS WITH DS-XL LED DIMMER
WORKS WITH WIRELESS CONNECTOR
CAN BE USED WITH CURVED TRACK
PLUG & PLAY
WARRANTY

| | |
|------------------------------|------------------------------|
| ✓ | ✓ |
| ✓ | ✓ |
| ✓ | ✓ |
| - | ✓ |
| ✓ using RS485 & dry contacts | ✓ using RS485 & dry contacts |
| ✓ | ✓ |
| ✓ | ✓ |
| ✓ | ✓ |
| ✓ | ✓ |
| ✓ | ✓ |
| 10 Years | 10 Years |

SHUTTLE® HD (M)

SHUTTLE® L

SHUTTLE® ECO (S)

SHUTTLE® iOn

SPECIFICATIONS

FEATURES

VOLTAGE SHUTTLE
RECEIVER
BATTERY
MAX POWER
TORQUE
TRAVEL SPEED
NOISE LEVEL
MAXIMUM WEIGHT
DIMENSIONS
CERTIFICATIONS/MARKINGS
COLOR OPTIONS

| |
|---|
| 14.8V DC |
| Internal |
| Lithium iOn battery + charger (3-4 months between charges) |
| 30W |
| 1.0 Nm |
| 5.5" per second standard |
| < 40 dB(A) |
| 55 lbs per motor 40 lbs per motor - curved track |
| 2" x 3" x 12.25" |
| CE/FCC/DOE |
| White |

TOUCH CONTROL TECHNOLOGY
INTEGRATED EMERGENCY CONTROL
RF COMMUNICATION STANDARD
Z-WAVE COMMUNICATION
AUTOMATION SYSTEM COMPATIBLE
WI-FI COMPATIBLE
WORKS WITH DS-XL LED DIMMER
WORKS WITH WIRELESS CONNECTOR
CAN BE USED WITH CURVED TRACK
PLUG & PLAY
WARRANTY

| |
|--|
| ✓ |
| ✓ |
| ✓ |
| - |
| ✓ using RS485 & dry contacts |
| ✓ |
| ✓ |
| ✓ |
| ✓ |
| ✓ |
| 10 Years on motor 2 years on battery pack |