

VVBS HANDOUTS

Crocodile Dock

We are so excited for Virtual VBS (VVBS) and hope you are too! We are looking forward to learning more about God's promises to us and becoming fearless kids who shine God's light! Below you will find the printout materials you might need for VVBS!

The VVBS videos will have music, a bible story and teaching time. These will premiere on Mondays in July at 9 am. We will send you a link to the video in an email. The sessions are below.

Monday, July 6th - Session One

Monday, July 13th - Session Two

Monday, July 20th - Session Three

Monday, July 27th - Session Four



To help guide each session, there will be a family guide that will premiere alongside the videos. These will have instructions for all crafts, the details about the Bible story and memory verses, and more. It will be a bit of an outline for each session.

We are so glad you are joining us for VVBS! Hope you have a great swamp-filled summer!

TABLE OF CONTENTS

Printouts and Materials for Crafts	2-4
Bible Memory Buddies - to help kids remember the Bible points and verses	5
Activity pages that go with each session	6-11
God Sightings - something we will be talking about in VVBS, so here is a place to write them!	12
Snack Shack Option	13

Craft Supplies

Day 1: Burning Bush Cup with Tea Light

- Supplies needed:
 - Clear Plastic Cup
 - Red, Yellow, and Orange Tissue Paper
 - Printout sheet with the Bible verse written on leaves
 - Glue stick
 - Battery tea light candle

Day 2: Crocodile Clothespin

- Supplies needed:
 - Clothespin
 - Green Pipe Cleaner
 - Googly Eyes (2)


Day 3: Cross Bookmark

- Supplies needed:
 - Bookmark printout with hole punched for ribbon
 - Small piece of ribbon

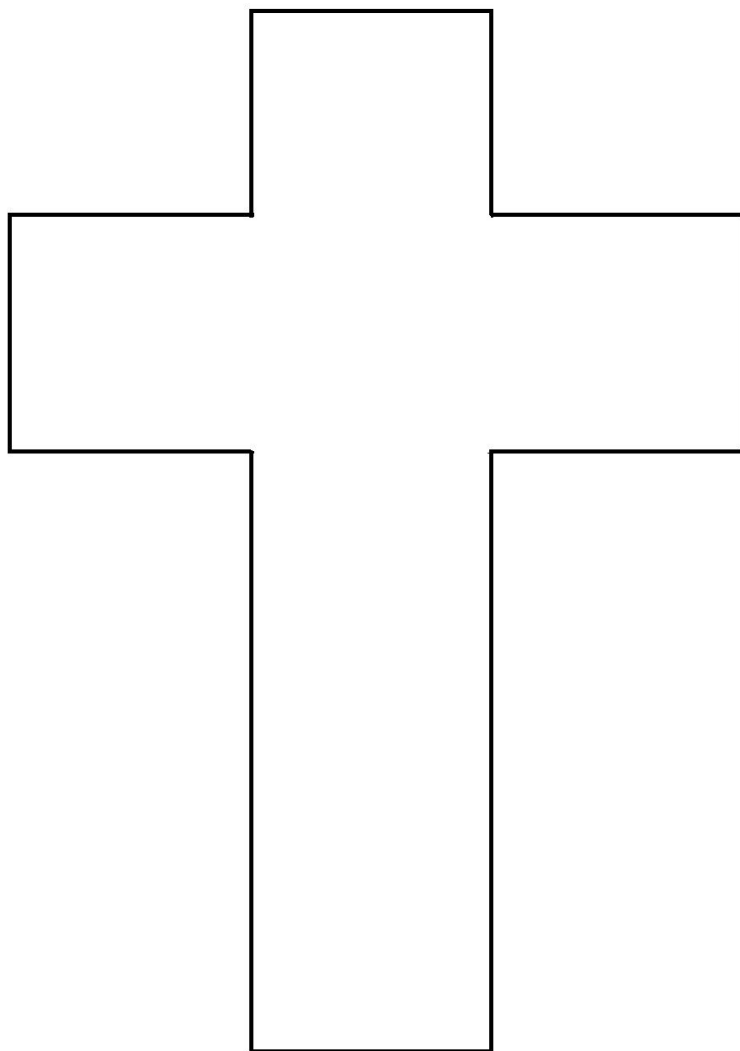
Day 4: Crossing the Red Sea Craft

- Supplies needed:
 - Printed sheet with characters to color/cut out
 - 1 sheet of blue construction paper and 1 sheet of brown or tan paper

Session One Craft


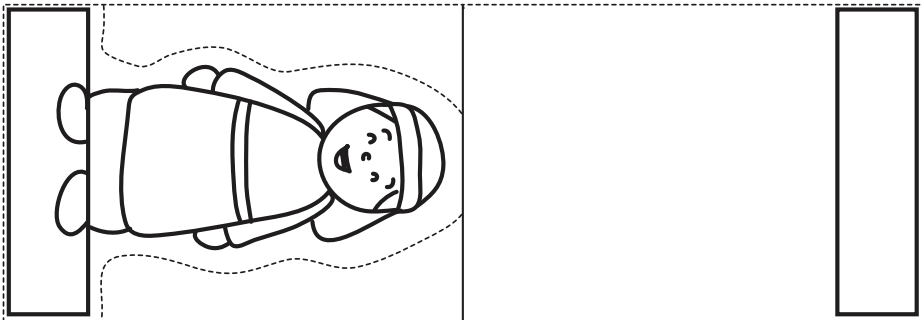
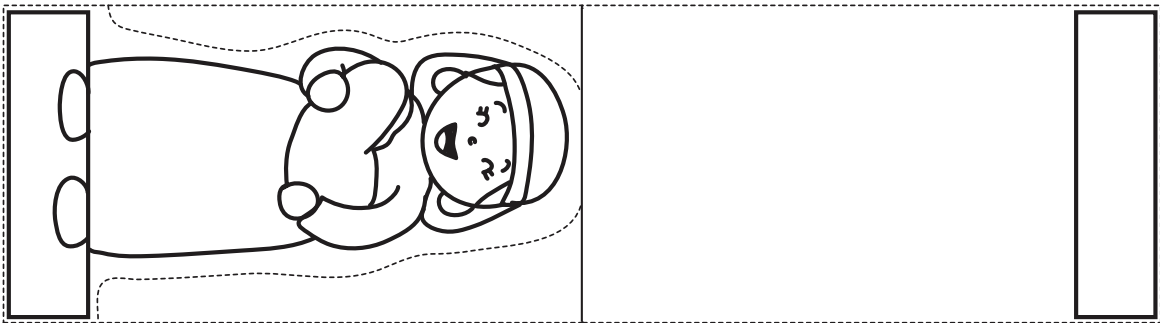
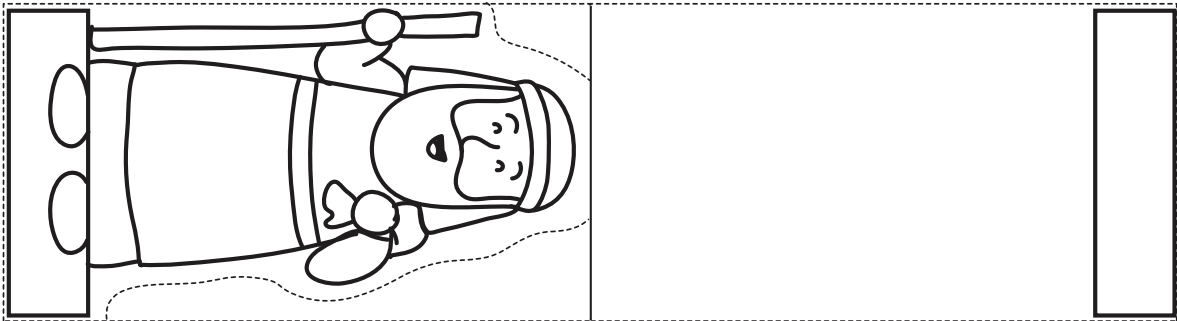


Session Three Craft




{BURNING BUSH} Have learners create a burning bush using a 4–5oz clear cup. Color (or print on green paper) the leaves in the correct order and glue on the outside of the cup. Use tissue paper and a tea light candle on the inside of the cup.

Session Four Craft



MEMORY VERSES

DAY 1	 <p>Bible Memory Buddy Flash</p>	<p>BIBLE POINT: God is with us.</p> <p>BIBLE STORY: God speaks to Moses in a burning bush. (Exodus 3:1–4:17)</p> <p>BIBLE VERSE: “God answered, ‘I will be with you.’” (Exodus 3:12)</p>
DAY 2	 <p>Bible Memory Buddy Jacques le Croc</p>	<p>BIBLE POINT: God is powerful.</p> <p>BIBLE STORY: God sends plagues on Egypt. (Exodus 7:1–10:29)</p> <p>BIBLE VERSE: “I will show you that I am the Lord.” (Exodus 7:17)</p>
DAY 3	 <p>Bible Memory Buddy Belle</p>	<p>BIBLE POINT: God does what he says he’ll do.</p> <p>BIBLE STORY: God spares the Israelites at Passover. (Exodus 11:1–12:42)</p> <p>BIBLE VERSE: “The Lord kept his promise.” (Exodus 12:42)</p>
DAY 4	 <p>Bible Memory Buddy Tucker</p>	<p>BIBLE POINT: God cares for us.</p> <p>BIBLE STORY: The Israelites cross the Red Sea. (Exodus 14:1–15:21)</p> <p>BIBLE VERSE: “Don’t be afraid. Just stand still and watch the Lord rescue you today.” (Exodus 14:13)</p>



God said....

**“I will be
with you.”**



Exodus 3:12
ESV



www.ChristianPreschoolPrintables.com

Images (c) Kari Bolt & Marcelline Attard



Bible Pathway Adventures

WORD SEARCH

TEN PLAGUES OF EGYPT

H X D C M D X B O Q G E A N S T P L M L
F E I B A O X J D S U T G D O E V Y F O
X Z B Z R T F U X G T H I Y G C Z F R M
D F A R R R T K X O J A J B P N R T O S
R U L B E J A L C V W E F A Q T P U G Y
V T S I W W D X E A V J U F P D I N S E
R W Y F E N S Z Y M L U D E A H A L P D
J W J B I S W A E P J I G O S F Y E A O
L X K N G C E M N D J Z Y V S A Q A L T
J I Y E B K O U N G M P J I O F K V A B
M H A I L S T O N E S L F F V Q U E C C
D F B L O O D K R R Z W N S E U L N E K
E C X H M P Q S U T N D P J R Q O E H H
A V I K O B H T P H I I G U U L C D C G
T W R K S N B A L F O K L V V I U B S N
H A B E N D Z W R Y H L K E W C S R L Z
S C O R D S U J K A S Z K B S E T E A G
K D C H E I O E I I O U P S S O S A V P
O J H P W E H V D E Y H P A A Y Z D E N
M O S E S X P U D S S S E O U H S L Q M



DEATH
PASSEVER
MOSES
BLOOD
EGYPT
NILE

LICE
PALACE
LOCUSTS
PHARAOH
SLAVE
HAILSTONES

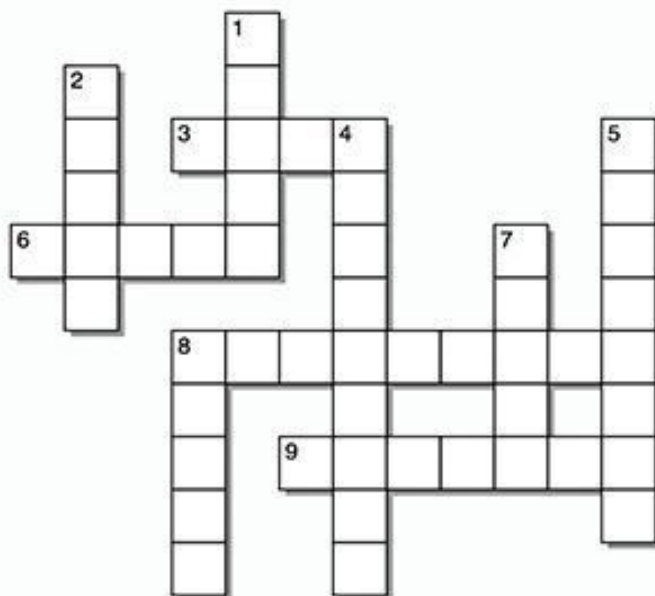
HEBREWS
FLIES
UNLEAVENED BREAD
STAFF
FROGS
CATTLE

For more free Bible resources and Teacher Packs including coloring pages,
worksheets, quizzes and more visit our website at:
www.biblepathwayadventures.com

Bible Pathway Adventures

CROSSWORD

TEN PLAGUES OF EGYPT



ACROSS

- 3) "The ____ struck down everything that was in the field in all the land of Egypt..." (Exo 9:25 ESV)
6) "The magicians could not stand before Moses because of the ____ ..." (Exo 9:11 ESV)
8) "At midnight Yah struck down all the ____ in the land of Egypt..." (Exo 12:29 ESV)
9) "The ____ came up over all the land of Egypt..." (Exo 10:14 ESV)


DOWN

- 1) "All the dust of the earth became ____ in all the land of Egypt." (Exo 8:17 ESV)
2) "I will strike the water that is in the Nile and it shall turn into ____." (Exo 7:17 ESV)
4) "All the ____ of the Egyptians died..." (Exo 9:6 ESV)
5) "...there was pitch ____ in all the land of Egypt three days." (Exo 10:22 ESV)
7) "I will plague all your country with ____." (Exo 8:2 ESV)
8) "The houses of the Egyptians shall be filled with swarms of ____..." (Exo 8:21 ESV)


For free Bible resources and Teacher Packs including coloring pages, worksheets, quizzes and more visit our website at: biblepathwayadventures.com

Session Three

You did it!



Start



Session Three
Help today's Bible Memory
Verse Bubby Belle get to the
end of the maze!

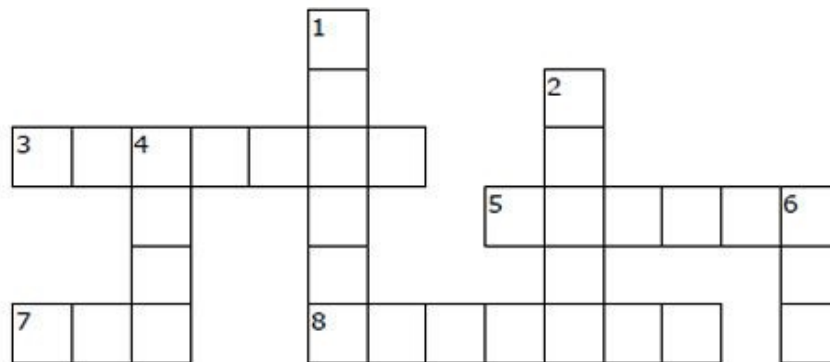
"The Lord kept his promise."
Exodus 12:42

The Parting of the Red Sea

And when the Israelites saw the mighty hand of the LORD displayed against the Egyptians, the people feared the LORD and put their trust in him and in Moses his servant.

Exodus 14:31 (NIV)

Puzzle is based on Exodus 14:19-31



ACROSS

3. A two-wheeled horse-drawn battle vehicle used in war and races in ancient Egypt
5. a large animal with four legs which people ride on or use for carrying things or pulling vehicles
7. Something that has no water in it or on it
8. Separated into two or more parts

DOWN

1. The surface of the earth
2. A light puffy, or billowy formation floating in the air
4. The military land forces of a nation
6. A large body of salt water which is partly or completely surrounded by land

CHARIOT	DIVIDED	CLOUD	GROUND
DRY	ARMY	SEA	HORSES

Session Four



Bible Pathway Adventures

WORD SEARCH

Red Sea Crossing

V V O U N L E A V E N E D B R E A D U S
E G Y P T I A N S W C C G Z G F N Z D I
B K S B U R F U Y Y F P T C K H I A C N
S F M Q D E Y Y X M A C A I G E M O Z A
T E S L H D P P F V D L Y T B I A J C I
A Q A Z V S M P I T K U B X U B L Z H Z
F U X B P E J H Z L B I T L V X S X A A
F J D P F A F A W B L C Y P K F P L R W
P B C L O U D R A O K A J P Y N D L I U
A A H D T E F A J C T H R J J X F A O V
F G S O Q I Z O K V I V O U Y N H G T C
X N O S N K W H D S Y Z Q L C C E J S C
Y I G C O X J I Z U J T F I R E B O N X
S G Q F B V A K T V Q K U W F V R S B U
G B L W R G E R R X H N S M P Z E E Y P
A N G E L R L R E V G S E Y O J W P X D
K D I F Q P H H L N I Y P F L S S H D X
Q V B I L T Z E V Y A H W E H C E W N O
E G Y P T E N P F Z Z Y W M Q V M S Y T
H O B V J N Z P D Y T Q X G V R R T Q G

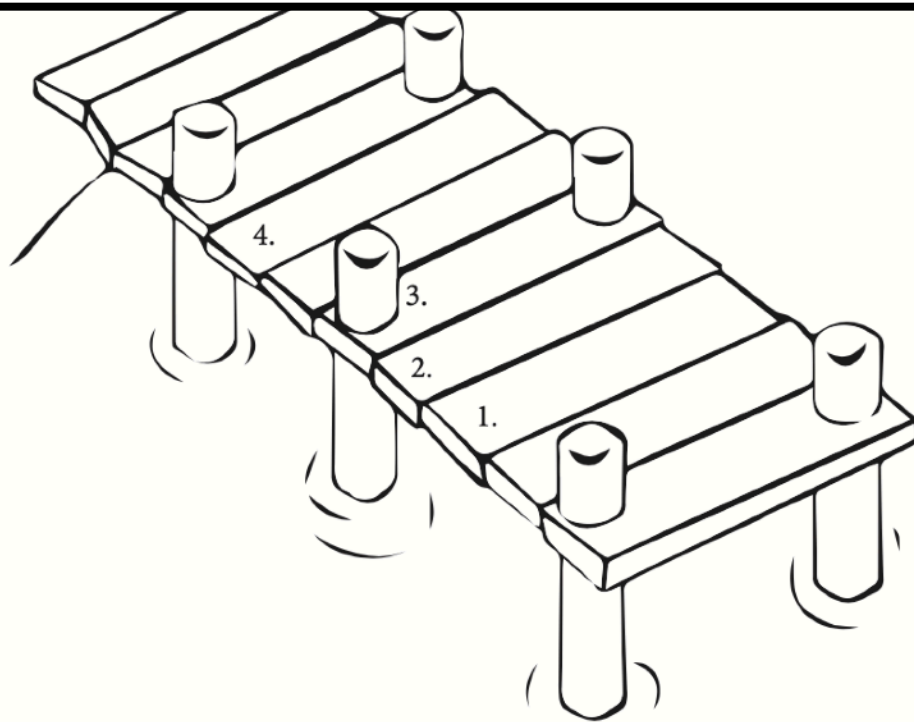
PASSOVER
RED SEA
CLOUD
EGYPT
PILLAR
PHARAOH

FIRE
CHARIOTS
JOSEPH
HEBREWS
SINAI
STAFF

UNLEAVENED BREAD
EGYPTIANS
YAHWEH
MOSES
ANGEL
ANIMALS



For more free Bible resources and Teacher Packs including coloring pages,
worksheets, quizzes and more visit our website at:
www.biblepathwayadventures.com



A God sighting is when you see God active in life. When you see His goodness, kindness, something he did or provided. This could be a sunset or a kind word. Anywhere you see God!

Write God sightings on the dock each week.



Snack Shack (*optional activity)

While it is not possible for us to provide the ingredients to make the VBS snacks, we wanted to share the recipes in case you'd like to make them together as a family. You'll probably have most or all of the ingredients in your kitchen already and it is easy to make substitutions!



Week 1: God is with us.

Burning Bush in a bowl

Ingredients: Tostitos Scoops, shredded lettuce, shredded cheese, cherry or grape tomatoes

Directions: Put chips in the bottom of cup or bowl. Sprinkle shredded lettuce and cheese over the chips. Top with cherry tomato.



Week 2: God is powerful.

Bugs and Boils

Ingredients: Bite sized square pretzels, mini marshmallows or popcorn, mini chocolate chips, raisins, fruit gushers

Directions: Combine all ingredients in a baggie or bowl.



Week 3: God does what he says he'll do.

Promise pizzas

Ingredients: Crackers, pizza sauce, shredded cheese.

Directions: Spread the pizza sauce on the cracker and top with shredded cheese.



Week 4: God Cares for us.

Sweet Victory

Ingredients: 2 Graham Crackers, vanilla frosting, blue food coloring, butterscotch chips

Directions: Tint frosting with food coloring. Spread on graham crackers. Place crackers on either side of the plate. Kids can act out the story with the chips crossing in the middle of the red sea.