


Proposition 3 Results by State Senate Districts



<i>District</i>	<i>Senator</i>	<i>% Yes</i>	<i>% No</i>	
District 1	Escamilla	64.5%	35.5%	✓
District 2	Kitchen	80.8%	19.2%	✓
District 3	Davis	72.2%	27.8%	✓
District 4	Iwamoto	69.2%	30.8%	✓
District 5	Mayne	61.8%	38.2%	✓
District 6	Harper	55.5%	44.5%	✓
District 7	Henderson	42.4%	57.6%	
District 8	Riebe	64.5%	35.5%	✓
District 9	Cullimore	57.3%	42.7%	✓
District 10	Fillmore	48.5%	51.5%	
District 11	McCay	46.2%	53.8%	
District 12	Thatcher	54.6%	45.4%	✓
District 13	Anderegg	39.8%	60.2%	
District 14	Hemmert	42.1%	57.9%	
District 15	Grover	49.2%	50.8%	
District 16	Bramble	50.6%	49.4%	✓
District 17	Sandall	43.2%	56.8%	
District 18	Millner	54.3%	45.7%	✓
District 19	Christensen	54.1%	45.9%	✓
District 20	Buxton	46.8%	53.2%	
District 21	Stevenson	48.5%	51.5%	
District 22	Adams	50.6%	49.4%	✓
District 23	Weiler	56.7%	43.3%	✓
District 24	Okerlund	43.8%	56.2%	
District 25	Hillyard	51.5%	48.5%	✓
District 26	Winterton	51.4%	48.6%	✓
District 27	Hinkins	51.0%	49.0%	✓
District 28	Vickers	44.2%	55.8%	
District 29	Ipson	45.7%	54.3%	

✓ *District voted for Medicaid Expansion*


Proposition 3 Results by State Representative Districts



<i>District</i>	<i>State Rep</i>	<i>% Yes</i>	<i>% No</i>	
District 1	Ferry	42.5%	57.5%	
District 2	Moss	39.3%	60.7%	
District 3	Potter	48.2%	51.8%	
District 4	Johnson	60.3%	39.7%	✓
District 5	Snider	44.4%	55.6%	
District 6	Maloy	41.0%	59.0%	
District 7	Andersen	50.5%	49.5%	✓
District 8	Waldrip	55.4%	44.6%	✓
District 9	Musselman	54.9%	45.1%	✓
District 10	Shurtliff	61.1%	38.9%	✓
District 11	Miles	51.8%	48.2%	✓
District 12	Schultz	46.1%	53.9%	
District 13	Ray	50.7%	49.3%	✓
District 14	Lisonbee	53.2%	46.8%	✓
District 15	Wilson	44.9%	55.1%	
District 16	Handy	53.3%	46.7%	✓
District 17	Barlow	50.6%	49.4%	✓
District 18	Hawkes	49.8%	50.2%	
District 19	Ward	55.7%	44.3%	✓
District 20	Ballard	55.3%	44.7%	✓
District 21	Sagers	51.9%	48.1%	✓
District 22	Duckworth	56.4%	43.6%	✓
District 23	Hollins	73.1%	26.9%	✓
District 24	Dailey - Provost	80.7%	19.3%	✓
District 25	Briscoe	83.4%	16.6%	✓
District 26	Romero	77.7%	22.3%	✓
District 27	Brammer	39.4%	60.6%	
District 28	King	77.1%	22.9%	✓
District 29	Perry	42.6%	57.4%	

✓ *District voted for Medicaid Expansion*

Proposition 3 Results by State Representative Districts



<i>District</i>	<i>State Rep</i>	<i>% Yes</i>	<i>% No</i>	
District 30	Winder	58.5%	41.5%	✓
District 31	Weight	60.8%	39.2%	✓
District 32	Harrison	53.3%	46.7%	✓
District 33	Hall	64.6%	35.4%	✓
District 34	Kwan	62.1%	37.9%	✓
District 35	Wheatley	72.2%	27.8%	✓
District 36	Arent	66.8%	33.2%	✓
District 37	Moss	64.7%	35.3%	✓
District 38	Hutchings	58.8%	41.2%	✓
District 39	Dunnigan	57.6%	42.4%	✓
District 40	Pitcher	71.9%	28.1%	✓
District 41	Strong	43.5%	56.5%	
District 42	Coleman	50.2%	49.8%	✓
District 43	Acton	55.2%	44.8%	✓
District 44	Stoddard	62.1%	37.9%	✓
District 45	Eliason	60.5%	39.5%	✓
District 46	Poulson	65.2%	34.8%	✓
District 47	Ivory	53.9%	46.1%	✓
District 48	Stratton	46.8%	53.2%	
District 49	Spendlove	58.1%	41.9%	✓
District 50	Pulsipher	47.7%	52.3%	
District 51	Stenquist	50.2%	49.8%	✓
District 52	Knotwell	44.0%	56.0%	
District 53	Wilde	50.1%	49.9%	✓
District 54	Quinn	59.4%	40.6%	✓
District 55	Chew	39.4%	60.6%	
District 56	Christofferson	43.2%	56.8%	
District 57	Hawkins	44.1%	55.9%	
District 58	Owens	41.9%	58.1%	

✓ *District voted for Medicaid Expansion*

Proposition 3 Results by State Representative Districts



<i>District</i>	<i>State Rep</i>	<i>% Yes</i>	<i>% No</i>	
District 59	Perterson	46.9%	53.1%	
District 60	Daw	49.9%	50.1%	
District 61	Judkins	49.6%	50.4%	
District 62	Seegmiller	43.2%	56.8%	
District 63	Robertson	53.5%	46.5%	✓
District 64	Thurston	53.5%	46.5%	✓
District 65	Gibson	41.0%	59.0%	
District 66	McKell	41.8%	58.2%	
District 67	Roberts	39.9%	60.1%	
District 68	Nelson	43.2%	56.8%	
District 69	Watkins	52.3%	47.7%	✓
District 70	Albrecht	51.4%	48.6%	✓
District 71	Last	43.6%	56.4%	
District 72	Shipp	45.6%	54.4%	
District 73	Lyman	48.4%	51.6%	
District 74	Snow	47.1%	52.9%	
District 75	Brooks	46.1%	53.9%	

Results:


State Senate Districts in favor of Medicaid Expansion: 17
 State Senate Districts opposed to Medicaid Expansion: 12

State Representative Districts in favor of Medicaid Expansion: 44
 State Representative Districts opposed to Medicaid Expansion: 31

✓ *District voted for Medicaid Expansion*



**53% of Utahns support
full Medicaid Expansion.**

UTAH 
DECIDED
HEALTHCARE

State Representative Districts



59% of state representative districts support full Medicaid Expansion

State Senate Districts

59% of state senate districts support full Medicaid Expansion



Utah decided, and now our politicians are trying to say they know better.

UTAH 
DECIDED
HEALTHCARE