

FAMILY CONNECTION

Fall Family Fun

INSIDE LOOK

GIVING YOUNG CHILDREN
CHOICES

ONLINE BOOKS FOR
STORYTIME

3TS: TUNE IN, TALK MORE,
TAKE TURNS




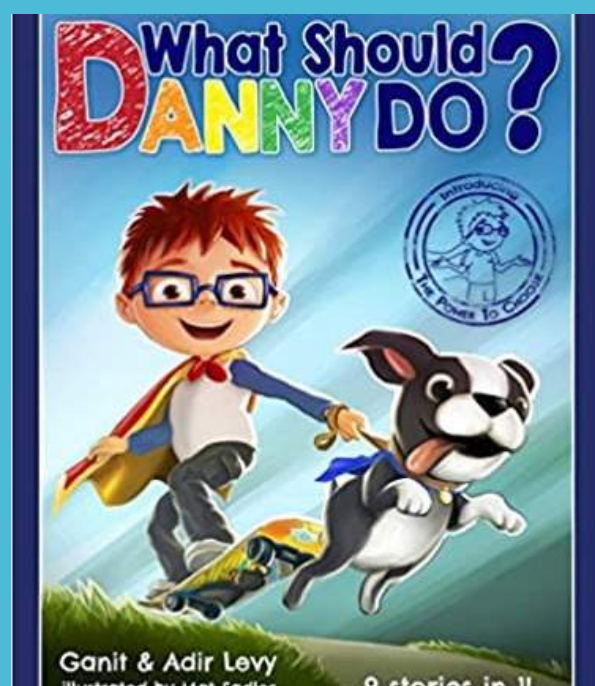
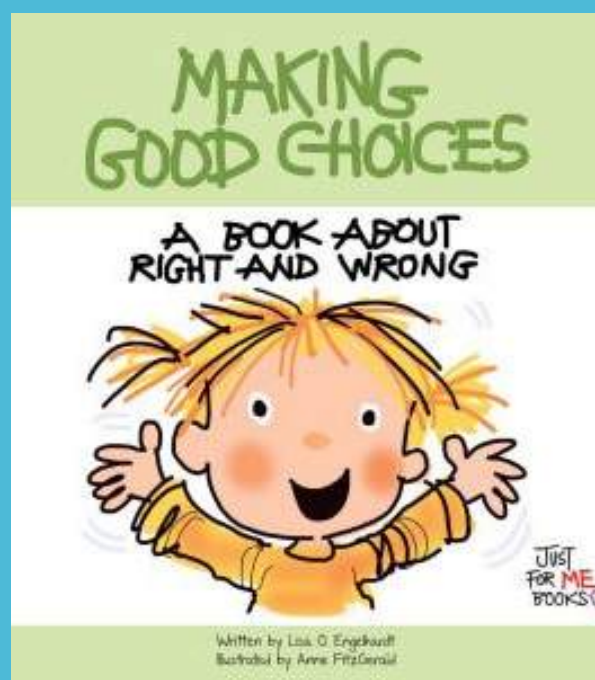
GIVING YOUNG CHILDREN CHOICES

by Libby Snyder

Want to avoid that meltdown that seems to happen often? Did you ever notice when your child asks for a snack and they ask for the one thing you don't want them to have, it leads to...problems? How about we flip the switch and give them a choice?

Did you know that giving choices is a skill? As adults we can help children develop this skill. Parents are children's first teacher. Children learn from watching us and doing what we do. The key is that as the adult, we have the chance to provide them options. For example, allow children to make choices such as where they can sit at the dinner table, what they can wear to school, or what book you would like to read with them. We can seek those moments and opportunities to guide, and provide options that we approve of. When giving two options children learn to make decisions and feel in control. What if the next time your child says they are thirsty and you ask, "Would you like water or milk?"

Next time your child asks for something, provide them with options first. Children will enjoy getting to make their own decision leading them to feel independent, confident and valued.





TIPS FOR GIVING CHOICES THROUGH THE DAY:

Morning

- When getting dressed ask, “Do you want to wear the red shirt or blue shirt?”
- For breakfast do you want pancakes or waffles to eat?
- Do you want to color with crayons or markers?



Afternoon

- Do you want to paint or play with playdoh?
- Which toy do you want to take to the park –the ball or the sidewalk chalk?
- For snack, would you like oranges or pretzels?



Evening

- Which vegetable should we have for dinner, corn or green beans?
- Do you want to read, “Goodnight Moon or “Going to Bed Book.”
- Do you want to sing, “Twinkle, Twinkle or the Alphabet song?”



"ORANGE PUMPKIN" HEALTHY SNACK



Ingredients

3 oranges
1 celery stalk

Instructions

1. Cut a celery stalk into 3 equal sized pieces.
 2. Peel your oranges, then place them on a plate.
 3. Simply press one of the celery pieces into the top of the orange where it would naturally split.
- Be sure you don't press too hard - ease it in gently. It's as simple as that!

SPIDER SANDWICH



Ingredients

Bread
Chocolate Chips
Pretzel Sticks
Round Cup or Cookie Cutter
Sandwich filling - peanut butter & Jelly (or an alternative filling of your choice)

Instructions

<https://www.messylittlemonster.com/2019/10/spider-sandwich.html>

Fall **ELC Book Club**

It's Fall...Here are some stories about Fall – don't have time to go to the library, you can watch them be read aloud.

(You can choose to skip the ads by clicking on the "Skip Ads" tab near the lower right corner of the screen.)

The Magic of Me My Magical Choices by Becky Cummings, illustrated by Zuzana Syobodova

https://www.youtube.com/watch?v=YoLCvANLz_4

Pick a Circle, Gather Squares A Harvest of Shapes By Felicia Sanzari Chernesky, illustrated by Susan Swan

<https://www.youtube.com/watch?v=uF79nRA2mYA>

The Fall Festival by Mercer Meyer (The Little Critters Books)

<https://www.youtube.com/watch?v=LHXmXkwreHo>

Fancy Nancy and the Fall Foliage by Jan O'Connor, Pictures Based on the art of Robin Preiss Glasser and Karen Bracken

<https://www.youtube.com/watch?v=vnkPb1ZpJMW>

The Berenstain Bears and the Prize Pumpkin by Stan and Jan Berenstain

<https://www.youtube.com/watch?v=J-K3SMZOdic>

Tractor Mac Harvest Time by Billy Steers

<https://www.youtube.com/watch?v=5VcdbhoElg0>

We're Going on a Leaf Hunt by Steve Metzger, Illustrated by Miki Sakamoto

<https://www.youtube.com/watch?v=c5p-fuvUYBM>



Book Sharing + the 3Ts

Reading with a young child can be frustrating. But *sharing* a book can be much more fun, and just as good for your young child's brain!

How do you Book Share?

Open a book and have a conversation!



Use the 3Ts to Book Share



Tune In to what catches your child's attention, and follow their lead. Let them hold the book, flip the pages, and even move on when they lose interest.



Talk More about whatever your child is focused on - this might be the words in the story, the pictures on the page, or how the book feels in their mouth.



Take Turns to engage your child in a rich, brain-building conversation.

Book Sharing + the 3Ts

There's so much more to talk about than the words on the page!

- Describe the pictures
- Talk about what happened earlier in the story, or predict what might happen next.
- Discuss the characters' thoughts and feelings.

"The characters went to the grocery store and now they're cooking dinner. I bet they're going to eat dinner soon."

"Look at the cute little baby polar bear. She's so much smaller than the big mama bear."

"Oh no she fell off her bike and scraped her knee. I think she's hurting. Ouch."



Don't worry if your child loses interest quickly. This is normal for someone their age. Just put the book down and try again later.



What's most important now is developing a love of books.

Join us for Storytime on Facebook Live!



Monday, Wednesday & Friday at 9:30 am

OFFICE OF
Early Learning
LEARN EARLY. LEARN FOR LIFE.

Contact us

Due to the COVID-19 pandemic, ELC Broward is teleworking but still able to support parents remotely.

Parents/Guardians can reach us in the following ways:

Main Office Number: (954)377-2188 | Monday through Friday, 8:00 a.m. - 6:00 p.m.
Online Chat Service: www.elcbroward.org | Monday through Friday, 8:00 a.m. - 4:30 p.m.