



MLS-Touch Tip of the Week

Brand & Share (Pt. 1)

Brand & Share is a unique feature that allows Real Estate professionals like you to create and brand their very own mobile app. Knowing how quick and easy it is to setup will not only give your clients access to the MLS but, it will also help generate the leads you need to grow your business.

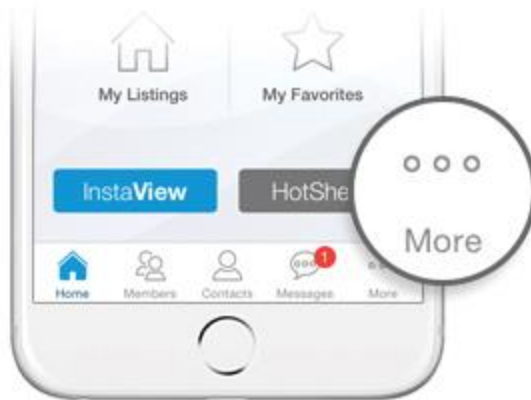
①

Getting Started

From the home screen open the settings of your app, press Brand & Share and then again on "start".



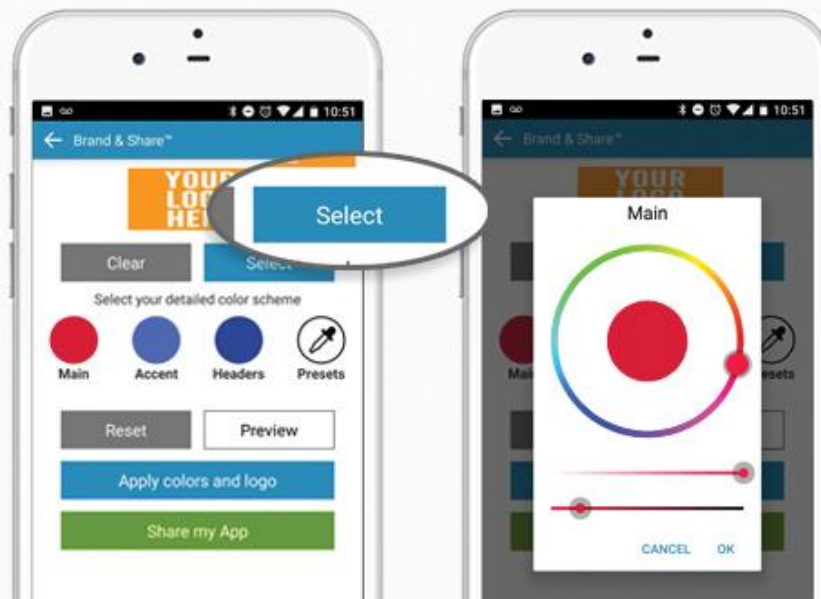
android



②

Design Your App

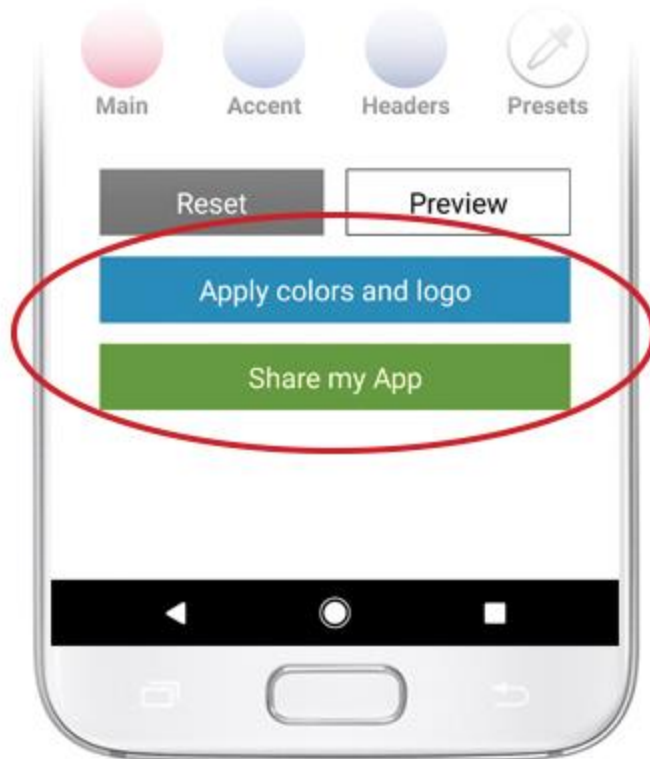
Now upload your logo by pressing "select" and choose a color scheme that best represents your Brand.



3

Share Your App

Press on "Apply colors and Logo" to save your changes and start sharing your app by pressing on "Share my App".



Cool tip:

You can copy the installation link and hyper link it to your email signature and other communications.



Learn More

To learn more about sending multiple listings at once and all the other great features of MLS-Touch register for our free online webinars.

REGISTER

Know someone who might enjoy this tip?

f Share



www.mls-touch.com



1.888.765.9223

DOWNLOAD THE MOBILE APP



You are receiving this email to help promote a member benefit provided to you
by your association.



California Desert Association of REALTORS® 44475 Monterey Ave, Palm Desert, CA 92260, USA

VerifiedUnsubscribeSM [Unsubscribe](#) | [Manage Subscription](#) | [Forward Email](#) | [Report Abuse](#)